

GOOGLE ANALYTICS CERTIFICATION EXAM ANSWERS ADCERTS

FAQs about GOOGLE ANALYTICS CERTIFICATION EXAM ANSWERS ADCERTS

Is the Google Analytics certification exam hard? The Google Analytics Certification is not hard to get. The exam consists of 50 questions, and you need a score of 80% or higher to pass. If you're a beginner, you can prepare for the exam in just four hours. The questions are multiple-choice and are based on real-life scenarios.

Is Google Ads exam hard? As I went through the questions, I noticed a lot of them were pretty basic in terms of testing classic knowledge on negative keywords, effective ads best practices, but it gets harder if you haven't gotten deep into the Bid Strategy Report, Performance Planner, managing multiple client campaigns, where to find ...

Can you retake Google Ads certification exam? If you don't pass an assessment, you can retake it one day later. There's a timer that will start to count down when you begin the assessment. You won't be able to pause the timer once it starts.

How many questions is the Google Ads search certification exam? The exam includes 50 questions. You will need to get 80% correct to pass.

Is the Google Analytics exam open book? Passing the certification test is actually easier than you might think: the certification test is an open-book exam, so you can use all your notes when doing the exam.

What happens if you fail Google Analytics exam? You can retake the exam: If you don't pass the exam the first time around, don't worry! You can retake the assessment after a day and try to get your certification again.

How do I prepare for Google Ads display certification?

Is Google Ads certification exam free? The Google AdWords certification, now known as the Google Ads certification, is completely free to take. Additionally, you also get multiple attempts to take the exam.

How many days will it take to learn Google Ads? Average Time it Takes to Learn Google Ads Most people can get started with search advertising in three or four hours, but experts say it can take 100 hours or more to master Google Ads.

What is the pass rate for Google certification? There is no official passing score, it is something around 80%, according other people who have done the exams.

How many times can you take Google Analytics certification exam? The Google Analytics certification exam is 90 minutes and includes a total of 70 questions that vary from multiple-choice, true/false, to matching (no fill in the blanks here!) You need an 80% to pass this exam, but it can be

taken multiple times - you just need to wait 24 hours between attempts.

Does a Google certificate expire? All Professional Google Cloud certifications are valid for two years from the date an individual certifies.

How hard is it to pass Google Ads certification? Each certification is composed of recommended study, a knowledge check, and an assessment to earn the certification. To pass each assessment, you'll need to score at least 80%—with the only exception being the Google Ads Apps assessment, which requires a score of at least 70%.

How to clear Google Ads search certification?

How many times can you take Google certification? - The Retake Policy varies by exam: - Cloud Digital Leader certification exam: You have a maximum of ten attempts within a one year period and must wait at least 14 days between each failed attempt. - Associate and Professional certification exams: You have a maximum of four attempts in a two year period.

Is the GA4 certification hard? It's easy to pass the exam. Even if you don't have genuine experience with GA4, you can succeed in answering the generic questions. It's easy to cheat and share your answers with, for instance, colleagues who will then all be GA certified.

What is passing score for Google Analytics? To get a Google Analytics certificate, you must pass the Google Analytics Individual Qualification exam. The exam consists of 70 questions. A passing score is 80% or higher, which means you must answer a minimum of 56 questions correctly.

How many hours to get Google Analytics certification? The Google Data Analytics Certificate can be completed in less than 6 months at under 10 hours per week of part-time study, so most learners can complete the certificate for less than \$300 USD.

Is Google Data Analytics certification tough? Is it hard? I would say that the course is not difficult. For the most part the content remains at a fairly easy level.

Is Google Analytics certificate valuable? It's a mark of excellence that enhances your resume, setting you apart in the competitive job market. According to Coursera statistics, about 75% of Google Career Certificate Graduates reported “an improvement in their career trajectory” within half a year of completing their certificate.

Does Google Analytics certification expire? Your qualification remains current for 12 months from the date that you pass the exam.

Is Google Data Analytics certification easy? Is it hard? I would say that the course is not difficult. For the most part the content remains at a fairly easy level.

Is Google Analytics difficult to learn? Google Analytics can be challenging to learn and takes time, effort, and persistence. If you are just starting out and know nothing about web analytics, you can expect to feel a bit overwhelmed at the beginning, especially if you are trying to learn Google Analytics on your own.

What is the passing score for Google Analytics certification? To get a Google Analytics certificate, you must pass the Google Analytics Individual Qualification exam. The exam consists of 70 questions. A passing score is 80% or higher, which means you must answer a minimum of 56 questions correctly.

Is Google Analytics 4 certification worth it? It's a great basic introduction to the world of data analytics. You'll get a grounding in the concepts and theories, and you'll get some hands-on practice,

Can you retake Google Ads certification exam? How many questions is the Google Ads search certification exam? Is the Google Analytics exam open book?

<https://globalivf.com>

too. After you complete the certificate, you'll also get access to some career tools, like expert training and hands-on projects.

Adopting Electronic Book Trends:

1. Incorporation of Interactive Media Elements
2. Engaging and Game-based Digital Books

Exploring Google analytics certification exam answers adcerts Formats

1. ePub, PDF, Mobipocket, and Others
2. Google analytics certification exam answers adcerts Adaptability with Gadgets
3. Google analytics certification exam answers adcerts Advanced Electronic Book Features

Accessing Google analytics certification exam answers adcerts

1. No-cost and Paid Digital Books
2. Google analytics certification exam answers adcerts Public Domain Electronic Books
3. Google analytics certification exam answers adcerts Monthly Services
4. Affordable Options

Obtaining Reliable Content on Google analytics certification exam answers adcerts

1. Verifying eBook Content
2. Recognizing Credible Sources

Promoting Lifelong Education

1. Utilizing Electronic Books for Skill Development
2. Investigating Educational Electronic Books

Keeping Connected with Google analytics certification exam answers adcerts

1. Participating in Online Reading Communities
2. Joining Virtual Literary Circles
3. Following Novelists and Publishers of Google analytics certification exam answers adcerts

Selecting the Right Electronic Book Platform

1. Well-known Digital Book Services
2. Features to Look for in a Google analytics certification exam answers adcerts
3. Easy-to-Use Layout

Discovering eBook Recommendations from Google analytics certification exam answers adcerts

1. Personalized Recommendations
2. User Reviews and Ratings of Google analytics certification exam answers adcerts
3. Bestseller Lists

Boosting Your Reading Experience

1. Changeable Fonts and Text Sizes of Google analytics certification exam answers adcerts
2. Highlighting and Jotting Down Notes in Google analytics certification exam answers adcerts
3. Immersive Elements in Google analytics certification exam answers adcerts

Balancing Digital Books and Printed Books

1. Google analytics certification exam answers adcerts Advantages of a Digital Library
2. Developing a Diverse Reading Collection of Google analytics certification exam answers adcerts

Establishing a Literary Routine

1. Establishing Literary Goals for Google analytics certification exam answers adcerts

2. Carving Out Dedicated Reading Time

Grasping the Electronic Book Market

1. The Rise of Electronic Books
2. Advantages of eBooks Over Traditional Books

Exploring Google analytics certification exam answers adcerts

1. Discovering Different Genres
2. Considering Fiction vs. Non-Fiction
3. Determining Your Reading Goals

Google Analytics Certification Exam Answers 2024, *Disclaimer: All questions below are from live exams within the month of January 2024. Using these answers resulted in 91% on the test, so they are not all correct. Double check your answers when taking the exam! Which of the following is not a required parameter in the URL builder? Campaign Name Campaign Medium coodice com/analytics-certification-exam-answers php

Google Analytics Certification: Is it Worth it? - Reliablysoft, 19 Dec 2022 — GA4 Certification Exam Rule · Exam fee: free · Exam questions: 50 questions single choice · Exam time: 75 minutes · Passed standard: 80% of correct answers (40 questions) · Retake: after 24 hours · Validity period: 1 year · Exam question language: Multiple languages. reliablysoft net/google-analytics-certification/#:~:text=The Google Analytics Certification is not hard to get ,based on real%2Dlife scenarios

I took the Google Ads Search Professional Certification ... - LinkedIn, In this article, I am going to give you out the answers to the Google Digital Marketing Course which upon completion will reward you with a Google Certification with your name on it. It's a pretty easy course, if you don't about it and are here just for a Google Certificate, no problem I was Like you too but if you ... linkedin com/pulse/i-took-google-ads-search-professional-certification-december-poston-6rp8e#:~:text=As I went through the,client campaigns%2C where to find

About Google Ads certifications, You have 90 minutes to answer 70 multiple choice or true/false questions, and you will need a minimum 56 correct answers to achieve the 80% and above required to pass. Once you have passed, your certification will remain valid for 12 months. Preparing for the Exam. Take Advantage of the Study Material. support google com/google-ads/answer/9702955?hl=en#:~:text=If you don't pass,the timer once it starts

Guide to Google Ads Certification - Loves Data, Google Analytics Certification Course Questions & Answers. Latest & Newley Asked Questions With Answers Available. What is the Google Analytics ... They may be used by those companies to build a profile of your interests and show you relevant adverts on other sites. They do not store personally identifiable ... lovesdata com/blog/guide-to-google-ads-certification#:~:text=The exam includes 50 questions,get 80%25 correct to pass

Google Analytics certification study guide & free learning materials 2024, Study with Quizlet and memorize flashcards containing terms like What's the biggest challenge for most businesses when going online?, Web analytics can tell you many things about your online performance, but what can analytics tools not tell you?, Website hosting servers have their own unique IP address, ... mikkopiippo com/free-study-material-for-new-google-analytics-users/#:~:text=Passing the certification test is actually easier than you might,notes when doing the exam

Google Analytics Certification: How to Prepare & Ace the Exam - WebFX, 4 Aug 2021 — The Google Analytics Individual Qualification certification exam consists of 70 questions, drawn randomly from a pool of approximately 101 questions ... Once an answer is selected, students cannot go back and change it, so answers should be selected carefully. If a student fails to pass the ... webfx com/blog/marketing/google-analytics-certification/#:~:text=You can retake the exam,to get your certification again

Google Analytics 4 Certification and Exam Answers ?50 ..., 7 Mar 2024 — Advanced Google Analytics Certification Exam Answers. Google Analytics Academy. Getting Started With Google Analytics 360 Certification Exam Answers ... People prefer to receive adverts on their mobile; Everyone has a mobile phone. Question 52: When looking to promote a business on social media ... bbccss com/google-analytics-4-certification-and-exam-answers.html

Can you retake Google Ads certification exam? How many questions is the Google Ads search certification exam? Is the Google Analytics exam open book?

<https://globalivf.com>

Google Digital Marketing Certification Course — Final Exam ..., It contains the exam questions and highlights the correct answers. The exam covers topics like search engine optimization, search engine marketing, social media marketing, and local marketing. It aims to test knowledge needed for digital marketing ... [blog devgenius io/google-digital-marketing-certification-course-final-exam-answers-7651694d6c75](https://blog.devgenius.io/google-digital-marketing-certification-course-final-exam-answers-7651694d6c75)

Top Tips to Pass the Google Analytics Individual ..., [glowmetrics com/blog/top-tips-to-pass-the-google-analytics-individual-qualification-exam/](https://glowmetrics.com/blog/top-tips-to-pass-the-google-analytics-individual-qualification-exam/)

Google Analytics Certification Exam Practice Tests : 2022, [udemy com/course/google-analytics-certification-exam-practice-tests-2021/](https://udemy.com/course/google-analytics-certification-exam-practice-tests-2021/)

Google Analytics 4 Certification Exam Answers - Latest ..., [youtube com/watch?v=IWBMhD5oRZo](https://youtube.com/watch?v=IWBMhD5oRZo)

Google Digital Garage Certification Exam Flashcards, [quizlet com/349381706/google-digital-garage-certification-exam-flash-cards/](https://quizlet.com/349381706/google-digital-garage-certification-exam-flash-cards/)

Google Analytics Individual Qualification Certification, [cmswire com/digital-marketing/study-guide-google-analytics-individual-qualification-certification/](https://cmswire.com/digital-marketing/study-guide-google-analytics-individual-qualification-certification/)

Fundamentals of Digital Marketing Final Exam Answers, [priyadogra com/fundamentals-of-digital-marketing-final-exam-answers/](https://priyadogra.com/fundamentals-of-digital-marketing-final-exam-answers/)

Google Digital Marketing Certification Course - Final Exam ..., [scribd com/document/497757541/Google-Digital-Marketing-Certification-Course-Final-Exam-Answers-by-Anubhav-Mishra-Dev-Genius-Medium](https://scribd.com/document/497757541/Google-Digital-Marketing-Certification-Course-Final-Exam-Answers-by-Anubhav-Mishra-Dev-Genius-Medium)

Reference of Is the Google Analytics certification exam hard?

1. Victorian Certificate of Education
English exam fame to sue education body". The Age. Fairfax Media. Retrieved 1 November 2018. "Calmer Cafe on Google Maps". Archived from the original... the name of the SAT. The "Reasoning Test" portion of the name was eliminated following the exam's 2016 redesign; it is now simply called the SAT. The...
2. SAT (redirect from SAT exam)
Learning Analytics group identified four types of students: auditors, who watched video throughout the course, but took few quizzes or exams; completers... acquired the Sydney-headquartered data and analytics specialists, Bridge Business Consulting. The Wall Street Journal reported in May 2022 that the firm might...
3. Massive open online course (section The experience of English language learners (ELLs) in MOOCs)
Management Association reports that only 68% of applicants pass certification exams on the first try. In 2017, a consortium of health informatics trainers... surveillance". The Washington Post. Chin M (29 April 2020). "Exam anxiety: How remote test-proctoring is creeping students out". The Verge. "Is online learning...
4. Ernst & Young (category Accounting firms of the United Kingdom)
medical specialties, all certification for both specialties and for their subspecialties is offered by a single board, the American Board of Psychiatry...
5. Health informatics (category Short description is different from Wikidata)
self-taught exams are open to all adults and does not require a certificate of formal schooling to participate. The only requirement is possession of...
6. Impact of the COVID-19 pandemic on education
ISBN 978-1-58648-219-0. Retrieved October 9, 2023 – via Google Books. Balko, Radley (June 2021). The Rise of the Warrior Cop: The Militarization of America's Police Forces...
7. Psychiatry (category Articles tagged with the inline citation overkill template from January 2022)
8. Education in China (redirect from Education in the Peoples Republic of China)
9. List of wrongful convictions in the United States

Can you retake Google Ads certification exam? How many questions is the Google Ads search certification exam? Is the Google Analytics exam open book?


<https://globalivf.com>

10. Lawyer (category Short description is different from Wikidata) fees on the certification of legal professionals such as barristers, solicitors, attorneys, and notaries. In others, the use of a lawyer is optional...
11. Job interview (category Short description is different from Wikidata) an exam, or if their answers were each graded differently. Yet this is exactly what occurs in an unstructured interview; interviewers decide the number...
12. Chittagong (category Wikipedia articles incorporating a citation from the 1911 Encyclopaedia Britannica with Wikisource reference) Exams". British Council. Archived from the original on 29 October 2013. Retrieved 21 August 2013. "A-level exams". British Council. Archived from the...



Figure

Predictive Analytics For Dummies (For Dummies Series), Predictive analytics is a branch of data mining that helps predict probabilities and trends. Predictive Analytics For Dummies explores the power of predictive ... amazon com/Predictive-Analytics-Dummies-Anasse-Bari/dp/1118728963



Figure

Predictive Analytics For Dummies, You don't need a time machine to predict the future. All it takes is a little knowledge and know-how, and Predictive Analytics For Dummies gets you there fast. dummies com/book/technology/information-technology/data-science/general-data-science/predictive-analytics-for-dummies-2nd-edition-281827/



Figure

Predictive Analytics For Dummies, 2nd Edition, Predictive Analytics For Dummies, 2nd Edition. Dr. Anasse Bari, Mohamed Chaouchi, Tommy Jung. ISBN: 978-1-119-26700-3. October 2016. 464 pages. E-Book. Starting ... wiley com/en-us/Predictive+Analytics+For+Dummies%2C+2nd+Edition-p-9781119267003

Predictive Analytics For Dummies, Predictive Analytics For Dummies · Shows readers how to use Big Data and data mining to discover patterns and make predictions for tech-savvy businesses · Helps ... books google com/books/about/Predictive_Analytics_For_Dummies.html?id=bDMKAwAAQBAJ

Books — Professor Anasse Bari | Expert in Artificial ..., “Predictive Analytics For Dummies explores the power of predictive analytics and how you can use it to make valuable predictions for your business, or in fields ... anassebari com/books

Predictive Analytics for Dummies by Dr. Bari, Anasse: New, This book on Predictive Analytics for Dummies is a valuable resource for anyone interested in the topic of business forecasting. The authors, Anasse Bari, ... ebay com/itm/326226877431

Predictive Analytics For Dummies, Predictive Analytics For Dummies explores the power of predictive analytics and how you can use it to make valuable predictions for your business, or in fields ... books google com/books/about/Predictive_Analytics_For_Dummies.html?id=IjMKAwAAQBAJ

Can you retake Google Ads certification exam? How many questions is the Google Ads search certification exam? Is the Google Analytics exam open book?

<https://globalivf.com>

Predictive Analytics For Dummies, Shop Predictive Analytics for Dummies - (For Dummies) 2nd Edition by Anasse Bari & Mohamed Chaouchi & Tommy Jung (Paperback) at Target. [target.com/p/predictive-analytics-for-dummies-for-dummies-2nd-edition-by-anasse-bari-mohamed-chaouchi-tommy-jung-paperback/-/A-88156548](https://www.target.com/p/predictive-analytics-for-dummies-for-dummies-2nd-edition-by-anasse-bari-mohamed-chaouchi-tommy-jung-paperback/-/A-88156548)

Predictive Analytics For Dummies, You don't need a time machine to predict the future. All it takes is a little knowledge and know-how, and Predictive Analytics For Dummies gets you there fast. [bulkbookstore.com/predictive-analytics-for-dummies-9781119267003-1?srsId=AfmBOorUqPsZeFugIEeA3RmJ6UI_8oLt9uVrBDSIJ3VUhm-pfMCsWM9o](https://www.bulkbookstore.com/predictive-analytics-for-dummies-9781119267003-1?srsId=AfmBOorUqPsZeFugIEeA3RmJ6UI_8oLt9uVrBDSIJ3VUhm-pfMCsWM9o)

Predictive analytics for dummies : Bari, Anasse, author, Nov 26, 2022 — Predictive analytics for dummies. by: Bari, Anasse, author. Publication date: 2017. Topics: Data mining, Management -- Data processing, ... archive.org/details/predictiveanalyt0000bari



Figure

Cutting Edge Marketing Analytics: Real World Cases and ..., Through real case studies, you'll learn how to connect marketing inputs to customer behavior, use predictive models to develop forward-looking, what-if ... [amazon.com/Cutting-Edge-Marketing-Analytics-Learning/dp/0133552527](https://www.amazon.com/Cutting-Edge-Marketing-Analytics-Learning/dp/0133552527)




Figure

Cutting Edge Marketing Analytics, by V Kumar — This is accomplished by real-life cases and real-life data connected to the cases that allow you to take a hands-on approach to the analysis. The book ... [ptgmedia.com/images/9780133552522/samplepages/9780133552522.pdf](https://www.ptgmedia.com/images/9780133552522/samplepages/9780133552522.pdf)



Figure

Cutting Edge Marketing Analytics: Real World Cases and ..., Cutting Edge Marketing Analytics: Real World Cases and Data Sets for Hands On Learning (FT Press Analytics) by Venkatesan Rajkumar Farris Paul Wilcox Ronald T. [amazon.com/Cutting-Edge-Marketing-Analytics-Venkatesan/dp/B012YWQVIQ](https://www.amazon.com/Cutting-Edge-Marketing-Analytics-Venkatesan/dp/B012YWQVIQ)



Figure

Can you retake Google Ads certification exam? How many questions is the Google Ads search certification exam? Is the Google Analytics exam open book?

<https://globalivf.com>

Cutting-edge Marketing Analytics: Real World Cases and ..., Master practical strategic marketing analysis through real-life case studies and hands-on examples. books google com/books/about/Cutting_edge_Marketing_Analytics.html?id=znrYAwwAAQBAJ

Cutting Edge Marketing Analytics 1st edition ..., Through real case studies, you'll learn how to connect marketing inputs to customer behavior, use predictive models to develop forward-looking, what-if ... chegg com/textbooks/cutting-edge-marketing-analytics-1st-edition-9780133552522-0133552527

Cutting Edge Marketing Analytics: Real World Cases and ..., Master practical strategic marketing analysis through real-life case studies and hands-on examples. oreilly com/library/view/cutting-edge-marketing/9780133552584/

Cutting-Edge Marketing Analytics: Real World Cases and ..., Cutting-Edge Marketing Analytics: Real World Cases and Data Sets for Hands on... ; Condition. Very Good ; Quantity. 1 available ; Item Number. 375602430700. ebay com/itm/375602430700

Cutting Edge Marketing Analytics: Real World Cases and ..., Cutting Edge Marketing Analytics: Real World Cases and Data Sets for Hands On Learning (FT Press Operations Management) (1st Edition). by Rajkumar Venkatesan ... gettextbooks com/isbn/9780133552522/

Cutting-Edge Marketing Analytics: Real World..., Master practical strategic marketing analysis through real-life case studies and hands-on examples. In Cutting Edge Marketing Analytics , three pioneering ... thriftbooks com/w/cutting-edge-marketing-analytics-real-world-cases-and-data-sets-for-hands-on-learning/9409292/?srsltid=AfmBOorCIpHLUa678XOUcjPtLS_C39Ew0v2tzOMszTTh1qZqfsGdFNSG

Cutting-Edge Marketing Analytics: Real World Cases and ..., Cutting Edge Marketing Analytics : Real World Cases and Data Sets for Hands on Learning. Publisher. Pearson Education. Item Length. 9.2 in. Subject. Software ... ebay com/itm/145594337507

What is the concept and application of business analytics? Business analytics is the process of transforming data into insights to improve business decisions. Data management, data visualization, predictive modeling, data mining, forecasting simulation, and optimization are some of the tools used to create insights from data.

What are the three core applications of business analytics? In this context, business analytics is the compass that guides these enterprises toward more efficient, effective decision-making in a dynamic and competitive landscape. There are three types of business analytics: descriptive, predictive, and prescriptive analytics.

What is the reason why business analytics is important? Leveraging business analytics allows you to gain a comprehensive understanding of your business operations, customer behavior, market trends, and internal processes. This helps you identify opportunities, optimize business strategies, mitigate risks, and enhance your organization's overall efficiency and profitability.

Why is analytics important for businesses select all that apply? The Benefits of Business Analytics Improve operational efficiency through their daily activities. Assist businesses to understand their customers more precisely. Business uses data visualization to offer projections for future outcomes. These insights help in decision making and planning for the future.

What are the concepts of analytics? Data analytics: Key concepts There are four key types of data analytics: descriptive, diagnostic, predictive, and prescriptive. Together, these four types of data analytics can help an organization make data-driven decisions. At a glance, each of them tells us the following: Descriptive analytics tell us what happened.

What is the main purpose of business analytics in practice? Business analytics is used in almost every industry across a variety of roles. However, the goal is always the same—business analytics is used to uncover patterns, trends, correlations, and other insights that can be used to make decisions, improve processes, and inform strategic planning.

What are the four 4 types of business analytics? The four forms of analytics—descriptive, diagnostic, predictive, and prescriptive—help organizations get the most from their data.

What are the four pillars of business analytics? The four types of analytics maturity — descriptive, diagnostic, predictive, and prescriptive analytics — each answer a key question about your data's journey.

What are the three main components of business analytics? Components of Business Analytics
These methods can be categorized into three main components: Descriptive Analytics, Predictive Analytics, and Prescriptive Analytics. Each of these components plays a crucial role in extracting insights from data to drive strategic decisions and improve operational efficiency.

What is the primary goal of business analytics? Business analytics, on the other hand, aims to inform changes to a business through utilization of predictive models that provide insight into the outcome of proposed changes. Business analytics utilizes big data, statistical analysis, and data visualization to implement organization changes.

What best describes the purpose of business analytics? Business analytics involves companies that use data created by their operations or publicly available data to solve business problems, monitor their business fundamentals, identify new growth opportunities, and better serve their customers.

What is the primary focus of the business analytics process? The primary purpose of business analytics in business is to inform and drive decisions and solve problems. This is achieved through quantitative data analysis, visualization, and predictive modeling.

What are the basic concepts of business analytics? Business analytics (BA) is a set of disciplines and technologies for solving business problems using data analysis, statistical models and other quantitative methods. It involves an iterative, methodical exploration of an organization's data, with an emphasis on statistical analysis, to drive decision-making.

What are the types of applications of business analytics?

What is the most important type of business analytics? Prescriptive analytics is one of the key types of business analytics. It predicts future events in a business and outlines the steps to be taken to achieve the desired outcome.

What is the concept of business application? Business applications are programs that companies use to perform tasks and manage different aspects of their operations. These applications help businesses work more effectively, make better decisions, and better serve customers.

What is the application of business analytics in Netflix? Instead of relying on external firms, Netflix built its in-house data science and engineering team. They addressed various types of analytics: Predictive Analytics: Machine learning algorithms, powered by massive datasets, forecast user preferences and identify content with high viewership potential.

What are the three core applications of business analytics quizlet? Although the tools used in descriptive, predictive, and prescriptive analytics are different, many applications involve all three.

What is the business analysis applied to? Business analysis is used to identify and articulate the need for change in how organizations work, and to facilitate that change. As business analysts, we identify and define the solutions that will maximize the value delivered by an organization to its stakeholders.




Figure

Business Analytics Principles, Concepts, and Applications, Learn everything you need to know to start using business analytics and integrating it throughout your organization. amazon.com/Business-Analytics-Principles-Concepts-Applications/dp/0133552187



Figure

What is Business Analytics | Wake Forest University, The authors present an up-to-date view of what business analytics is, why it is so valuable, and most importantly, how it is used. They combine essential ... business.wfu.edu/masters-in-business-analytics/articles/what-is-analytics/#:~:text=Business analytics is the process,to create insights from data



Figure

Understanding 3 Types of Business Analytics to Improve Decision-Making, by DG Schniederjans · Cited by 96 — Linear programming models can be used to optimally allocate the budget to various advertising media. The purposes and methodologies used for each of the three ... brightlysoftware.com/learning-center/understanding-3-types-business-analytics-improve-decision-making#:~:text=In this context%2C business analytics,%2C predictive%2C and prescriptive analytics

What is Business Analytics, and Why is it Important? - IMD Business School, Learn everything you need to know to start using business analytics and integrating it throughout your organization. Business Analytics Principles, Concepts ... imd.org/blog/digital-transformation/business-analytics/#:~:text=Leveraging business analytics allows you,organization's overall efficiency and profitability

What is Business Analytics and Why it is Important - Simplilearn.com, What is the concept of business analytics? Business analytics is the process of transforming data into insights to improve business decisions. simplilearn.com/what-is-business-analytics-article#:~:text=The Benefits of Business Analytics,-To club in&text=Improve operational efficiency through their,and planning for the future

Business Analytics Principles, Concepts, and Applications ..., Learn everything you need to know to start using business analytics and integrating it throughout your organization. amazon.com/Business-Analytics-Principles-Concepts-Applications/dp/0133989402

Business Analytics Principles, Concepts, and Applications ..., Linear programming models can be used to optimally allocate the budget to various advertising media. The purposes and methodologies used for each of the three ... ptgmedia.pearsoncmg.com/images/9780133989403/samplepages/9780133989403.pdf

Business Analytics Principles, Concepts, and Applications, Learn everything you need to know to start using business analytics and integrating it throughout your organization. assuredscreening

com/lf/pdf/visit?CHAPTER=business+analytics+principles+concepts+and+applications+what+why+and+how+ft+p

open book?

<https://globalivf.com>

pdf

business+analytics+principles+concepts+and+applications ..., Business Analytics Principles, Concepts, and Applications with SAS: What, Why, and How 1st Edition is written by Marc J. Schniederjans; ... web chekhub com/app/courses/BLOCKCHAINBASICS/document/business-how/business+analytics+principles+concepts+and+applications+with+sas+what+why+and+how+ft+press+analytics pdf

Business Analytics Principles, Concepts, and Applications, Business Analytics Principles, Concepts, and Applications Marc J. Schniederjans, Dara G. Schniederjans, Christopher M. Starkey, 2014 Learn everything you need ... books google com/books/about/Business_Analytics_Principles_Concepts_a.html?id=htFpAwAAQBAJ

Business Analytics Principles, Concepts, and Applications: ..., ptgmedia pearsoncmg com/images/9780133552188/samplepages/0133552187 pdf

Business Analytics Principles, Concepts, and Applications, oreilly com/library/view/business-analytics-principles/9780133552256/

Business Analytics Principles, Concepts, and Applications ..., vitalsource com/products/business-analytics-principles-concepts-and-marc-j-schniederjans-dara-g-v9780133989571?srsltid=AfmBOoq_WDe3IvzTl6XNoKqtZtysd-FndqXa4cx1BjG6TwSs-6FLYi4

Business Analytics Principles Concepts And Applications What ..., newsproducts brown columbia edu/textbook-solutions/virtual-library/HomePages/Business_Analytics_Principles_Concepts_And_Applications_What_Why_And_How_Ft_Press_ pdf

What is evolution of business analytics? The evolution of business analytics from descriptive to prescriptive has fundamentally changed the way businesses operate and make decisions. By leveraging the power of big data, AI, and advanced analytical techniques, organisations can gain deeper insights, anticipate future trends, and make more informed decisions.

What is the evolving role of business analytics? As technology became an integral part of business operations, the role of business analysis evolved to include a strong focus on requirements gathering. Business analysts played a crucial role in bridging the communication gap between business stakeholders and IT teams.

What is the most popular business analytics tool?

How companies are using business analytics? Business analytics uses data to find trends and boost performance. It helps companies make smart decisions and optimize operations. Tracking customer behavior improves marketing, enhances user experience, and boosts customer satisfaction and loyalty.

How do you explain business analytics? Business analytics is the process of transforming data into insights to improve business decisions. Data management, data visualization, predictive modeling, data mining, forecasting simulation, and optimization are some of the tools used to create insights from data.

What is the difference between big data and business analytics? Business analytics focuses on one core metric and that is the financial and operational analytics of the business. On the other hand, 'Big data' analytics helps to analyze a broader range of data coming in from all sources and helps the company to make better decisions.

What is the ultimate goal of business analytics? Overall, the goal of business analytics is to help organizations make data-driven decisions that improve business outcomes. By leveraging the common components of business analytics, organizations can gain insights and develop strategies that lead to improved performance and competitive advantage.

Why business analytics is the future? The future outlook of business analytics is exceptionally promising. With the exponential growth of data, advances in technology, and increasing recognition of the value of data-driven decision-making, the role of business analytics will continue to expand.

Why do we need business analytics? Leveraging business analytics allows you to gain a comprehensive understanding of your business operations, customer behavior, market trends, and internal processes. This helps you identify opportunities, optimize business strategies, mitigate risks, and enhance your organization's overall efficiency and profitability.

What are the 4 types of business analytics?

Is Excel a business analytics tool? To Excel or not to Excel The answer is, have both! While Excel remains a valuable tool for basic data tasks, its limitations in real-time data processing, accuracy, data complexity, deeper analysis and security make it less suitable for comprehensive business intelligence needs or businesses who aim to scale.

What is the best software for business analysis? Look no further than MS Visio from Microsoft. This powerful software is a favorite among business analysts for its user-friendly interface and robust features. With MS Visio, you can visualize complex data organizationally, making it easier to analyze processes and identify potential improvements.

What problems can be solved by analytics? Data analytics can help you identify buying patterns, understand what motivates your customers, and predict future trends. Armed with this knowledge, you can make changes to your pricing, marketing, and product development efforts, leading to increased revenue.

What is analytics in simple words? A basic definition of analytics Analytics is a field of computer science that uses math, statistics, and machine learning to find meaningful patterns in data. Analytics – or data analytics – involves sifting through massive data sets to discover, interpret, and share new insights and knowledge.

How to handle data in business analytics? Collect the data. This can be done through a variety of sources such as computers, online sources, cameras, environmental sources, or through personnel. Organize the data after it's collected so it can be analyzed. This may take place on a spreadsheet or other form of software that can take statistical data.

What is business analytics in one word? Business analytics (BA) is a set of disciplines and technologies for solving business problems using data analysis, statistical models and other quantitative methods. It involves an iterative, methodical exploration of an organization's data, with an emphasis on statistical analysis, to drive decision-making.

Is business analytics difficult? Technically speaking, business analytics isn't considered an especially difficult field. Nearly anyone with a math background can train to become a Business Analyst. However, this field draws on more than just technical skills.

What are the disadvantages of business analytics?

Who earns more business analyst or data analyst? Who earns better: business analyst or data analyst? Data analysts earn slightly higher salaries due to their specialized data skills. However, salary depends on factors like experience, location, and industry demand.

Should I do data or business analytics? Data analysts work more closely with the data itself, while business analysts are more involved in addressing business needs and recommending solutions. Both

are highly sought-after roles that are typically well-compensated.

Which is better business intelligence or business analytics? Business intelligence tools are better for structured data, which can be pulled from financial software and enterprise resource planning (ERP) systems. Business analytics tools can be used to transform unstructured and semi-structured data into organized data that can be analyzed more easily using predictive analytics.

What is the main objective of business analytics? Business analytics, on the other hand, aims to inform changes to a business through utilization of predictive models that provide insight into the outcome of proposed changes. Business analytics utilizes big data, statistical analysis, and data visualization to implement organization changes.

What best describes the purpose of business analytics? Business analytics involves companies that use data created by their operations or publicly available data to solve business problems, monitor their business fundamentals, identify new growth opportunities, and better serve their customers.

What does business analytics primarily focus on? The primary purpose of business analytics in business is to inform and drive decisions and solve problems. This is achieved through quantitative data analysis, visualization, and predictive modeling.

What are the three scopes of business analytics? Business analytics can be divided into three main categories: descriptive, predictive, and prescriptive. Each type of analytics has its own tools and techniques for analysing data sets.

Why should I go into business analytics? A degree in business analytics arms you with the skills to conduct in-depth market research, understand consumer demands, and anticipate market shifts. Lucrative career opportunities: Beyond the immediate benefits, a degree in business analytics opens doors to a range of career prospects.

What is data analytics in simple words? Data analytics converts raw data into actionable insights. It includes a range of tools, technologies, and processes used to find trends and solve problems by using data. Data analytics can shape business processes, improve decision-making, and foster business growth.

What is analytics evolution? The evolution of data analytics is a fascinating journey that traces the transformation of raw data into meaningful insights for decision-making. This article will explore the historical development of data analytics, its current landscape, and how it's shaping the future of businesses and industries.

What is the history of business analysis? Business Analysis has been in practices since the onset of Mesolithic era (Middle of Old Stone Age) when our ancestors started to learn the techniques of adaptation to changing natural environment and started using innovation upon their understanding of problems and opportunity.

What is the concept of evolution of business? Business as we know it can be traced back 3,000 years to India and China, where companies – with structures resembling sole proprietorships, partnerships and corporations. At this time, they began entering into contracts and owning property, essentially setting up the basic frameworks of business that we use today.

How has the history of analytics evolved over time? The roots of data analytics can be traced back to the early days of computing when businesses began to recognize the value of automating manual data processing tasks. During this period, mainframe computers were used to process and store large volumes of data, primarily for administrative and transactional purposes.

Why do we need business analytics? Leveraging business analytics allows you to gain a comprehensive understanding of your business operations, customer behavior, market trends, and internal processes. This helps you identify opportunities, optimize business strategies, mitigate risks, and enhance your organization's overall efficiency and profitability.

What is evolution analysis? Evolutionary analysis can reveal the genetic sequence relationship of classification in the evolution process from the perspective of molecular evolution. In the process of biological information analysis, phylogenetic trees are often used to present the analysis results.

Who is the father of business analytics? Answer and Explanation: Fredrick W. Taylor first introduced the formalized system of business analytics in the 1800s in the United States. The invention of business analytics came about in the process of analyzing production techniques that would increase industrial production.

What are the four types of business analysis?

What is the future of business analysis? The role of a business analyst cannot be automated; hence, the job remains secure. The touch of a human is the backbone of this job, and soft skills are also mandatory, increasing the demand for the position. Hence, even due to technological advancements, there is no threat to this position.

What are the four stages of business analysis?

What are the 4 stages of business evolution? Identify Your Place in the 4 Stages of Business Growth Startup. Growth. Maturity. Renewal or decline.

What are the 5 stages of business evolution?

Why is evolution important in business? Adapting to market needs When we're in the process of allowing our business to evolve, it will adapt to market needs. Whatever service you offer right now, there will be a time when it will be required to be delivered differently.

How did business analytics start? During this time, Frederick Taylor introduced the first-ever system of business analytics in the United States of America, which he called scientific management. The purpose of this system was to analyze production techniques and labourers' body movements to identify greater efficiencies.

How has data analytics changed business? By analyzing data in real-time, businesses can respond to changing market conditions and customer needs quickly. Improved customer experience: Analytics can help businesses improve their customer experience by identifying areas where customers are experiencing pain points and addressing them.

What is analytics in simple words? A basic definition of analytics Analytics is a field of computer science that uses math, statistics, and machine learning to find meaningful patterns in data. Analytics – or data analytics – involves sifting through massive data sets to discover, interpret, and share new insights and knowledge.



Figure

Business Analytics For Pastel Evolution. This extraordinary book, aptly titled "Business Analytics For
Can you retake Google Ads certification exam? How many questions is the Google Ads search certification exam? Is the Google Analytics exam

open book?

<https://globalivf.com>

Pastel Evolution," compiled by a highly acclaimed author, immerses readers in a captivating ... newsproducts brown columbia edu/textbooks/virtual-library/fetch php/business_analytics_for_pastel_evolution pdf

Business Analytics for Sage Pastel Evolution, The improved visibility as a result of user-friendly dashboards allows users to answer real business questions with the ability to justify corrective action.<http://root.pastel.co.za/Accounting-Software-Products/3rd-Party-Solutions/Business-Analytics.asp>
The Evolution of Business Analytics: From Data to Decisions, Enhance financial decision-making with Sage business intelligence software: gain insights, streamline reporting, and manage data for informed growth. [london.sba.org.uk/blog/the-evolution-of-business-analytics-from-data-to-decisions/#:~:text=The evolution of business analytics from descriptive to prescriptive has, and make more informed decisions](https://london.sba.org.uk/blog/the-evolution-of-business-analytics-from-data-to-decisions/#:~:text=The%20evolution%20of%20business%20analytics%20from%20descriptive%20to%20prescriptive%20has%20and%20make%20more%20informed%20decisions)
Explaining the Evolution of Business Analysis - Cromacampus, BusinessAnalytics_PastelBrochure - Free download as PDF File (.pdf), Text File (.txt) or read online for free. BusinessAnalytics_PastelBrochure. [cromacampus.com/blogs/explaining-the-evolution-of-business-analysis/#:~:text=As technology became an integral, business stakeholders and IT teams](https://cromacampus.com/blogs/explaining-the-evolution-of-business-analysis/#:~:text=As%20technology%20became%20an%20integral%20business%20stakeholders%20and%20IT%20teams)

Top 15+ Essential Business Analytics and Associated Tools - Medium, Gain insights into your business through our automated Excel Reporting tool. Sage Evolution BIC is a reporting tool for decision-makers. medium.com/@byanalytixlabs/top-15-essential-business-analytics-and-associated-tools-61f95c7a3899

7 Business Analytics Examples From Top Companies (+Use Cases), The MSBA program is interesting to me because I was looking for a career path combining an interest in math and business when I chose accounting. [userpilot.com/blog/business-analytics-examples/#:~:text=Business analytics uses data to, boosts customer satisfaction and loyalty](https://userpilot.com/blog/business-analytics-examples/#:~:text=Business%20analytics%20uses%20data%20to%20boost%20customer%20satisfaction%20and%20loyalty)

What is Business Analytics | Wake Forest University, Sage Intelligence is a simple, flexible reporting solution that gives you meaningful insights into your business information, on the go. [business.wfu.edu/masters-in-business-analytics/articles/what-is-analytics/#:~:text=Business analytics is the process, to create insights from data](https://business.wfu.edu/masters-in-business-analytics/articles/what-is-analytics/#:~:text=Business%20analytics%20is%20the%20process%20to%20create%20insights%20from%20data)

Difference between Big Data and Business Analytics - TalentEdge, Increased productivity - Use Sage Evolution's unique Business Activity functionality to set and manage employee tasks and productivity. View graphical ... [talentedge.com/articles/difference-big-data-business-analytics/#:~:text=Business analytics focuses on one, company to make better decisions](https://talentedge.com/articles/difference-big-data-business-analytics/#:~:text=Business%20analytics%20focuses%20on%20one%20company%20to%20make%20better%20decisions)

What is Business Analytics? Definition, Importance & Examples - LinkedIn, [linkedin.com/pulse/what-business-analytics-definition-importance-examples-jha#:~:text=Overall%2C the goal of business, improved performance and competitive advantage](https://linkedin.com/pulse/what-business-analytics-definition-importance-examples-jha#:~:text=Overall%2C%20the%20goal%20of%20business%2C%20improved%20performance%20and%20competitive%20advantage)

Business Analytics Trends for 2024: Charting the Future - Simplilearn.com, [simplilearn.com/business-analytics-trends-article#:~:text=The future outlook of business analytics is exceptionally promising , analytics will continue to expand](https://simplilearn.com/business-analytics-trends-article#:~:text=The%20future%20outlook%20of%20business%20analytics%20is%20exceptionally%20promising%2C%20analytics%20will%20continue%20to%20expand)

What is Business Analytics, and Why is it Important? - IMD Business School, [imd.org/blog/digital-transformation/business-analytics/#:~:text=Leveraging business analytics allows you, organization's overall efficiency and profitability](https://imd.org/blog/digital-transformation/business-analytics/#:~:text=Leveraging%20business%20analytics%20allows%20you%2C%20organization's%20overall%20efficiency%20and%20profitability)

Business intelligence software delivers financial insights, sage.com/en-us/business-intelligence/

Business Analytics For Pastel Evolution, scribd.com/document/167571951/BusinessAnalytics-PastelBrochure

Sage Evolution Intelligence Reporting, sageintelligence.com/old-software/sage-evolution/

Accounting or Business Analytics (degree, career)?, reddit.com/r/analytics/comments/16qec7j/accounting_or_business_analytics_degree_career/

Pastel Business Intelligence Centre Dashboard, youtube.com/watch?v=-wNZIoN2oeA

Simple, flexible reporting and analytics for Sage solutions, sageintelligence.com/

Sage Pastel Business Intelligence Dashboards, youtube.com/watch?v=IpD-IK9bqfE

Sage Pastel Evolution, springerp.com/pastel.html

Evolution of Business Analytics And Its Future, analytixlabs.co.in/blog/future-and-evolution-of-business-analytics/

What is Business Analytics, and how has it ..., ujudebug.com/what-is-business-analytics-and-how-has-it-evolved-over-time/

The History of the Evolution of Business ..., cyfe.com/blog/history-evolution-business-analytics/

Can you retake Google Ads certification exam? How many questions is the Google Ads search certification exam? Is the Google Analytics exam open book?

<https://globalivf.com>

The Evolution of Data Analytics: Past, Present, Future - Alibaba Cloud's, alibabacloud.com/tech-news/a/data_analysis/guai3of04s-the-evolution-of-data-analytics-past-present-future#:~:text=The evolution of data analytics is a fascinating journey that,future of businesses and industries

A brief History of Business Analysis | IIBA, bangladesh.iiba.org/news/brief-history-business-analysis#:~:text=Business Analysis has been in,understanding of problems and opportunity

History of Business & Evolution of Business | Immerse Education, immerseeducation.com/study-tips/history-of-business/#:~:text=Business as we know it,business that we use today

The Evolution of Data Analytics - Medium, medium.com/technology-nineleaps/the-evolution-of-data-analytics-539ea532a90d#:~:text=The roots of data analytics,for administrative and transactional purposes

Why is it important to become a data-driven organization? A data-driven culture does not use assumptions or gut feelings but rather relies on statistical information based on facts when making decisions. Becoming a data-driven organization not only improves decision-making but also improves efficiency and user-friendliness.

How does data analytics create value? Data analytics help a business optimize its performance, perform more efficiently, maximize profit, or make more strategically-guided decisions. The techniques and processes of data analytics have been automated into mechanical processes and algorithms that work over raw data for human consumption.

What is the value of data-driven organization? Continual organizational growth The core importance of data in decisions lies in consistency and continual growth. Data-driven decision making empowers companies to hone in on key insights based on many functions, operations, and departmental activities.

How to become a data-driven organization?

What are the benefits of being a purpose driven Organisation? In a purpose driven organisation, people are more likely to stay with a company. This is because they feel a connection to and whose values they share. By having a clear purpose, they can attract like-minded individuals who are passionate about what the company stands.

What are the benefits of data-driven development? Data-driven development empowers companies to make more informed decisions, innovate rapidly, and deliver solutions that are truly centered around user needs.

How do data analytics teams create value for organizations? How can data analytics add value to an organization? Data analytics adds value by uncovering insights, trends, and patterns in large datasets. This enables organizations to make informed decisions, optimize processes, identify new opportunities, reduce costs, and improve customer satisfaction.

How people analytics bring value for the company? People analytics allow you to identify the cost savings of retention programs by analyzing the direct and indirect costs of turnover relating to compensation, absenteeism, productivity, and learning and development.

How does data add value to an organization? Data helps you solve problems Tracking and reviewing data from business processes helps you uncover performance breakdowns so you can better understand each part of the process and know which steps need to be fixed and which are performing well.

What does a data-driven organisation mean to you? A data-driven organization makes strategic decisions based on data. Rather than relying on intuition, assumptions, or another "hunch," it uses data to inform its decision-making processes. It measures and analyzes every aspect of its operations to

drive growth and identify areas for improvement.

What is the importance of value driven organisations? By holding its values in high regard, a value-based organization (VBO) can drive performance levels, reduce employee turnover, improve customer service and support sustainability. VBOs have a culture of shared values among all leaders and employees.

Are data-driven organizations more successful? Data-driven companies are 23 times more likely to top their competitors in customer acquisition, about 19 times more likely to stay profitable and nearly seven times more likely to retain customers.

How to transform to a data-driven organization?

Why become a data-driven organization? The primary goal of becoming a data-driven organization is to improve decision-making, which in turn will provide customers with better products or services and as a result, increase profitability and facilitate business growth.

What are the key skills required in a data driven organization? It requires a shift in mindset and efforts from leadership and employees. Orchestrating change, and doing it efficiently, requires executive advocacy, agility, data proficiency, and a broad, active community to ensure the mission, goals, and needs of the entire organization are met—in process and technology.

How do you become a purpose-driven organization? “To build a purpose-driven business you have to first define your core purpose and values. You should be able to clearly articulate why your business exists beyond making a profit. What positive impact do you aim to have on your customers, community, or the world?”

What is an example of a purpose-driven organization? For example, if a company pledges to use only recycled materials in its packaging efforts, you can derive satisfaction from the fact that your work can minimize pollution. If a company has a large customer base or reach, you can help spread information or educate customers on ways they can also make an impact.

Why purpose-driven companies are thriving? Shifting Priorities: Purpose-driven companies prioritize the "why" behind their existence. They don't just sell products or services; they solve problems, address societal needs, and make a positive impact. This shift attracts both conscious consumers and top talent seeking careers with meaning.

What is the primary advantage of the data-driven approach? It's a process where leaders and decision makers in organizations use data to inform their decisions, rather than relying solely on intuition or experience. This approach allows businesses to make more accurate predictions, improve efficiency, and ultimately drive growth.

What is the value of data driven decision making? It facilitates greater control. With data-driven decision making you gain greater control over the direction of your business and the quality of your decisions. This is because it is based on objective data, concrete evidence and results can be effectively measured in order to assess impact.

Why is data driven mindset important? Developing a data-driven mindset is the foundation for improving your key performance metrics. It's a process that helps you to think strategically and critically about your investments, campaigns and other activities, so that you can make decisions rooted in reason and evidence, instead of gut feel.

Why is data organization important? Data organization helps us to arrange the data in order that we can easily read and work. It is difficult to work or do any analyses on raw data. Hence, we need to organize the data to represent them in a proper way.

Why is data-driven mindset important? Developing a data-driven mindset is the foundation for improving your key performance metrics. It's a process that helps you to think strategically and critically about your investments, campaigns and other activities, so that you can make decisions rooted in reason and evidence, instead of gut feel.

What is the purpose of data-driven? A data-driven approach enables companies to examine and organise their data with the goal of better serving their customers and consumers. By using data to drive its actions, an organisation can contextualise and/or personalise its messaging to its prospects and customers for a more customer-centric approach.

Why is data-driven leadership important? Data-driven leaders rely on actionable insights to navigate rough waters, and shine a light on all aspects of their operations. Trusted, actionable insights give leaders a superpower that helps accelerate the decision-making process, making it possible to adapt swiftly to every shifting headwind.

Becoming an analytics- driven organization to create value, In essence, analytics can enable an organization to effectively grow, optimize and protect value. Firstly, big data has become an invaluable tool for creating ... assets ey com/content/dam/ey-sites/ey-com/en_gl/topics/digital/ey-global-becoming-an-analytics-driven-organization pdf

Ey Global Becoming An Analytics Driven Organization | PDF, Becoming an analytics-. driven organization to create value. A report in collaboration with Nimbus Ninety 2. Research from EY and Nimbus scribd com/document/384224387/Ey-Global-Becoming-an-Analytics-Driven-Organization

The Journey (and Value) of a Data-Driven Organization, Oct 31, 2023 — Becoming a data-driven organization is crucial for digital innovation. It offers scalability, cost reduction, and improved user experiences ... corebts com/blog/journey-of-a-data-driven-organization/

Why Is a Data-Driven Culture Important? - Dataversity, Creating a Data-driven Organization Carl Anderson,2015. Data-driven Organization Design Rupert Morrison,2015-10-03 SHORTLISTED: CMI Management Book of the ... dataversity net/why-is-a-data-driven-culture-important/#:~:text=A data%2Ddriven culture does,improves efficiency and user%2Dfriendliness

Data Analytics: What It Is, How It's Used, and 4 Basic Techniques, The key is recognizing its inherent value, leveraging it intelligently, and creating a culture that embraces the power of being data-driven. investopedia com/terms/d/data-analytics asp#:~:text=Data analytics help a business,raw data for human consumption

The Importance of Data Driven Decision Making in Business, Data and analytics have revolutionized product management by enabling organizations to drive innovation and deliver relevant products to the ... rib-software com/en/blogs/data-driven-decision-making-in-businesses#:~:text=Continual organizational growth,%2C operations%2C and departmental activities

11 Tips to Become a Truly Data-Driven Company | Sisense, Jun 1, 2023 — Becoming data-driven starts with business use cases, not by force feeding technological solutions. The transformation should begin with ... sisense com/blog/11-tips-to-become-a-truly-data-driven-company/

What are the Benefits of being a Purpose Driven Organisation?, Jun 22, 2022 — Every organization is now collecting data, but few are truly data driven. Here are five ways data can transform your business. 2112consulting co uk/benefits-of-being-purpose-driven-organisation#:~:text=In a purpose driven organisation%2C people are more likely to,about what the company stands

Data-Driven Development: Meaning, Benefits, Examples - Zoftify, Creating a data-driven organization starts by establishing a culture around data—and has to happen from the top down. When senior leadership cultivates a ... zoftify com/blog/data-driven-development#:~:text=Data%2Ddriven development empowers companies,truly centered around user needs

Becoming An Analytics Driven Organization To Create Value, In short, the decision-making power Can you retake Google Ads certification exam? How many questions is the Google Ads search certification exam? Is the Google Analytics exam open book?

<https://globalivf.com>

conferred by analytic insight is a key component of any win strategy organizations are looking to develop. The true strength. nafcserver nafc gov
ng/textbooks/threads/_pdfs/Becoming_An_Analytics_Driven_Organization_To_Create_Value pdf
How Do You Become A Data-Driven Organization?, aws amazon com/executive-insights/content/how-do-you-become-a-data-driven-organization/
The Power of Data and Analytics: Driving Business Value ..., linkedin com/pulse/power-data-analytics-driving-business-value-digital-age-gaurav-goel
Becoming an analytics driven organization: challenge accepted, blog panoply io/becoming-an-analytics-driven-organization-challenge-accepted
Maximize business value with data-driven strategies, technologyreview com/2022/06/22/1051996/maximize-business-value-with-data-driven-strategies/
How to Be a Data-Driven Organization, nerdery com/insights/data-driven-organization/
Becoming an Insight Driven Organization, 2 deloitte com/content/dam/Deloitte/nl/Documents/deloitte-analytics/deloitte-nl-data-analytics-point-of-view-becoming-an-insight-driven-organisation pdf