

AUTOPAGE REMOTE START XT 74

FAQs about AUTOPAGE REMOTE START XT 74

How do you use a remote start alarm code? Remote Starting Your Vehicle To activate the remote start function, press and release the button 2 times within 2 seconds. The system will sound, the parking lights will flash 1 time and the system will check the vehicle to ensure it is safe to start. If all safety parameters are correct, the vehicle will start.

How do I know what kind of remote start I have?

How do I use autostart remote?

How do I set a remote code?

How do I know if my car has automatic start? To find out if you have the remote start option, you must first take a look at your key fob. The remote-start button is shaped like a curved arrow. If your key fob has this button, that means that your car is equipped with Remote Start.

How does a remote start work without a key? Simply put, car remote starters mimic the engine starting sequence that you trigger when you turn on the vehicle with your key. However, a remote car starter does this without a physical key in the ignition. This is possible when the control module is wired into your starter mechanisms and ignition switch.

How do you code a remote start?

How do I set up autostart? Choose the apps that will run when you start your device Go to Start > Settings > Apps > Startup. For any app in the list, select the toggle to set it to On. If you want to change the advanced settings for that app, select the arrow and make changes as desired.

How does autostart work?

Can I autostart my car from my phone? Smartphone Becomes New Remote Control Once your new remote start is installed, you simply download the DroneMobile app to your iPhone or Android phone. At this point, you can start your vehicle, lock and unlock the doors, and pop the trunk, all from the convenience of your phone.

How do I find my remote code?

How can I set my remote? Turn on your TV or another device you wish to control. Press and hold the corresponding Device and Power buttons on the remote at the same time. Wait until the power button comes on, and then release both buttons. Pointing the remote at the TV or another device, press the Power button on the remote and wait 2 seconds.

How do I turn on remote settings? When you're ready, select Start > Settings > System > Remote Desktop, and turn on Enable Remote Desktop.

How to start a car with remote start?

What is auto start mode? Auto start-stop shuts off your vehicle's engine when idling, then automatically starts it again when your foot leaves the brake pedal. This helps save fuel you'd otherwise waste sitting in traffic.

Does remote start turn off automatically? Any vehicle started with the remote engine starter can idle for a total of 20 minutes. Automatic engine shutdown occurs after 10 minutes, but the vehicle may be remotely started as many times as you wish for an additional 10 minutes.

Can I start my car without the remote? There are several methods you can try to start your car without a key fob in case of an emergency: the screwdriver-hammer method, hotwiring the engine, or looking for the red coil wire. You can also try to use the mobile app (if applicable) or locate the secret switch that's usually located in the steering column.

What happens if my remote start is not working? A dead battery, faulty starter, and an activated valet mode are some of the reasons why your remote start isn't working. Aside from electrical issues, coolant and oil pressure problems can also affect the remote start's operation. It costs between \$250 and \$400 to replace a damaged remote start fob.

Do you need 2 keys to program remote start? Answer: Please bring two ignition keys that will both start the vehicle. Many of the interface modules require two keys for programming.

What controls the remote start? Control Module – The hardware that performs all the remote start functions by communicating with the vehicle and other pieces of the Compustar system. Bypass Module – A piece of hardware that makes remote start possible on modern vehicles without disabling the factory security system.

Can I use my key fob to remote start? One of the common questions we get is, “Can I use my factory key fob to start my car?” The simple answer is “Yes, you can, on many newer models.” But let us explain why you don't want this as the primary way of starting your car, truck or SUV.

Can I install remote start? Remote start is a factory option for many models, but if your vehicle wasn't equipped with it originally, you can have an aftermarket remote car starter installed. It's usually between \$100 and \$500 for the parts, and it can take a pro between an hour and three hours to install it.

How do you code a remote start?

How do I turn on my alarm with my key fob?

How does a remote alarm work? How does Alarm Monitoring Work? Alarm Monitoring requires a connection between your Intruder Alarm Systems and a professional ARC to work. Once connected, your alarm systems is able to send information to your security monitoring provider autonomously, enabling them to respond as quickly as possible when required.

What is the alarm button on car remote? One that many easily take for granted, and may even find to be an annoyance at times, is the car panic button. Located on car key fobs and within the vehicle, the button emits a shrill alarm until it's shut off by unlocking the vehicle.

How do I reset my autostart remote? Press the Lock button on your remote car starter. Within five seconds of turning it on, turn your key back to the “off” position (or press the start button again). Repeat the on-off cycle three more times—you'll do four in total.

Why is my autostart remote not working? A dead battery, faulty starter, and an activated valet mode are some of the reasons why your remote start isn't working. Aside from electrical issues, coolant and

oil pressure problems can also affect the remote start's operation. It costs between \$250 and \$400 to replace a damaged remote start fob.

Does remote start need to be programmed? Remote Car Starters Require Major Electrical “Surgery” It is not a case of programming a new remote to your vehicle and then sending you on your merry way. Remote starter technicians are very skilled at their craft – they have to understand the complicated wiring systems in modern vehicles.

When I remote start my car the alarm goes off? If your factory alarm is being triggered when you remote start your vehicle, it is because your alarm is not being disarmed prior to the engine starting remotely. In general, this should be set up automatically during the installation process, but it is possible that your installer did not test this function.

What button on key fob is remote start? The remote-start button is shaped like a curved arrow. If your key fob has this button, that means that your car is equipped with Remote Start. To try remote start, press the lock-shaped button that locks the car once.

What is a key fob alarm system? The key fob for your home security system doesn't lock or unlock your front door, but it arms and disarms the security system in your home. It also includes a panic button that sounds an alarm, which in turn causes the monitoring center to be notified that a security breach or other home emergency is in progress.

What is a fob alarm? An alarm fob is a small device that wirelessly connects with your alarm system, activating or deactivating it. They work via Radio Frequency Identification (RFID), and are usually small enough to be kept on key rings or in a pocket.

What is a remote alarm indicator? Remote Indicators are designed to be connected to detectors which are not normally accessible. The purpose of the remote indicator is to indicate to the occupants of the building that an inaccessible detector on the fire alarm system has been activated.

How are alarms activated? Security alarms detect intruders through various technologies: Electrical Circuit Disruptions: Sensors on doors and windows trigger alerts when the circuit is broken. Motion Detection: Motion detectors use technologies like passive infrared (PIR), ultrasonic, or microwave to sense movement.

How do you turn car alarm? There might be an 'off' button on the dashboard that you can push to manually turn the alarm off. If you can't find anything, and the above steps haven't worked, try checking your owner's manual for specific instructions on how to deactivate the alarm.

How do I know if my car alarm is activated? Look for a flashing light: Many car alarms have a small LED light on the dashboard that flashes to indicate that the alarm is armed. Check the key fob: If your car has a remote key fob, it may have a button that activates the alarm.

How do car alarms start? The most basic element in a car alarm system is the door alarm. When you open the front hood, trunk or any door on a fully protected car, the brain triggers the alarm system. Today's vehicles are typically equipped with a variety of sensors that work in different ways.

Adopting Digital Book Trends:

1. Incorporation of Multimedia Elements
2. Interactive and Playful Electronic Books

Understanding Autopage remote start xt 74 Formats

1. EPUB, PDF, MOBI, and Additional Formats
2. Autopage remote start xt 74 Suitability with Readers
3. Autopage remote start xt 74 Enhanced eBook Features

Obtaining Autopage remote start xt 74

1. Free and Purchased Electronic Books
2. Autopage remote start xt 74 Free Domain Digital Books
3. Autopage remote start xt 74 Monthly Services
4. Budget-Friendly Options

Sourcing Reliable Content on Autopage remote start xt 74

1. Verifying Electronic Book Information
2. Distinguishing Credible Information

Promoting Lifelong Learning

1. Using Electronic Books for Learning New Skills
2. Discovering Educational Digital Books

Remaining Involved with Autopage remote start xt 74

1. Joining Online Reading Communities
2. Joining Virtual Book Clubs
3. Keeping Up with Writers and Book Producers of Autopage remote start xt 74

Choosing the Right Digital Book Platform

1. Popular Electronic Book Providers
2. Features to Look for in a Autopage remote start xt 74
3. User-Friendly Interface

Discovering Digital Book Recommendations from Autopage remote start xt 74

1. Personalized Recommendations
2. User Reviews and Ratings of Autopage remote start xt 74
3. Top-selling Lists

Boosting Your Reading Experience

1. Adjustable Fonts and Text Sizes of Autopage remote start xt 74
2. Emphasizing and Note-Taking in Autopage remote start xt 74
3. Interactive Elements in Autopage remote start xt 74

Balancing Electronic Books and Hardcopy Books

1. Autopage remote start xt 74 Benefits of a Digital Archive
2. Creating a Diverse Library of Autopage remote start xt 74

Developing a Literary Routine

1. Setting Literary Goals for Autopage remote start xt 74
2. Making Dedicated Book Time

Comprehending the Electronic Book Market

1. The Rise of Electronic Books
2. Pros of eBooks Over Traditional Books

Discovering Autopage remote start xt 74

1. Discovering Different Categories
2. Evaluating Fiction vs. Non-Fiction

3. Identifying Your Literary Goals



Figure Car alarm 33159

CLEAN AUTOPAGE 2-WAY XT-74 LCD REMOTE START ..., This is a great alarm remote. It has much better range than the smaller one (XT-33 IIRC) but is unfortunately quite a bit bigger. ebay com/itm/186396257661

AutoPage Car Remote Entry System Kits for sale, 8 Feb 2021 — Autopage xt-74lcd remote in sleep mode, how do i take it off... · Turn the vehicle key in the ignition to the 'On' position. · Press and release the ... ebay com/b/AutoPage-Car-Remote-Entry-System-Kits/184651/bn_116833463

Customer reviews: Autopage XT74LCD Replacement ..., I purchased remote startalarm from Auto Page It has been. Auto Page Remote Starter XT-74 LCD ; I purchased remote startalarm from Auto Page It has been. Auto ... amazon com/product-reviews/B00CDVNYF2?reviewerType=all_reviews

Autopage xt-74lcd remote in sleep mode, how do i take it off, 10 May 2016 — I have a car alarm autopage xt-74 lcd and its on valet mode I have the manual but I don't know how to get into the settings from my remote. justanswer com/car-electronics/g26jj-autopage-xt-74lcd-remote-sleep-mode-off.html

Auto Page Remote Starter Product Support | ManualsOnline ..., Q: Will this fob remote start the vehicle? The vehicle I have has a remote start with a Autopage system but the fob is dying ... Q: Does this work with the xt 74 ...http://auto manualsonline com/support/auto-page-inc/remote-starter/

Owner's Guide CASECRS & CA1BTW6 - VOXX Electronics, Buy replacement Autopage key fobs and save. We stock hard to find Autopage keyless remotes at up to 80% less than OEM price with free ... voxxelectronics com/docs/common/CASECRS/CASECRS_OM_CA1BTW6.pdf

Does My New Car Have a Remote Starter? - Compustar, compustar com/blog/does-my-new-car-have-a-remote-starter/

I have a car alarm autopage xt-74 lcd and its on valet mode, justanswer com/car-electronics/9p08c-car-alarm-autopage-xt-74-lcd-its-valet-mode.html

How to program AutoPage XT remote, youtube com/watch?v=0aWYHt8HTW0

Amazon.com: Customer Questions & Answers, amazon com/ask/questions/asin/B007FF5VAC/1/ref=ask_ql_psf_ql_hza?sort=SUBMIT_DATE

Replacement Autopage Keyless Remote Fobs, keylessentryremotefob com/shop-by-car-make/aftermarket/autopage/

Reference of How do you use a remote start alarm code?

1. Remote keyless system that controls access to a building or vehicle by using an electronic remote control (activated by a handheld device or automatically by proximity). RKS...
2. Car alarm Wireless USB Typically car alarms are disarmed or armed by a remote. The remotes recently use rolling code. Almost all OEM alarms are typically armed and...

3. Remote control
In electronics, a remote control (also known as a remote or clicker) is an electronic device used to operate another device from a distance, usually wirelessly...
4. Debugging (redirect from Remote debugging)
impractical to do code walk-throughs. A typical example of a problem detected would be a variable dereference that occurs before the variable is assigned a value...
5. Fire alarm control panel
A fire alarm control panel (FACP), fire alarm control unit (FACU), fire indicator panel (FIP), or simply fire alarm panel is the controlling component...
6. Log4Shell (category Use British English from December 2021)
protocols that may be used for lookups. Researchers discovered a related bug, CVE-2021-45046, that allows local or remote code execution in certain non-default...
7. Geofence (category Use dmy dates from August 2023)
to a remote location; and an alarm for detecting that the object has been moved, by calculating a spatial movement of the object which exceeds a predetermined...
8. Telephone numbers in Australia (redirect from Country code 61)
Landlines use an open dialling plan: if the caller's phone shares the same area code as the called phone, the area code may be omitted. For example, a call...
9. Los Angeles Police Department resources (category Use mdy dates from July 2016)
arrest warrant Code 20: Notify media (or media already on scene) Code 30: Burglar alarm (can be Code 30-Silent) Code 30-Adam: Burglar alarm, location is...
10. YouTube
December 27, 2021. Retrieved December 27, 2021. "What are YouTube Premieres, and How Do You Use Them?". October 26, 2018. Archived from the original on...
11. CAN bus (redirect from Data Length Code)
input from the vehicle's tilt sensor (also used by the burglar alarm) and the road speed sensors (also used by the ABS, engine control and traction control)...
12. Home Assistant (category Alarms)
Retrieved 13 May 2022. "How to start a smart home using Home Assistant". "How I built a fully offline smart home, and why you should too". "I was wrong..."
13. Civil defense siren (redirect from Air alarm)
does not produce any sound. Once every year, on the first Wednesday of May at 12:00, the sirens are tested with sound. A general alarm consists of a repeating...
14. Smart key (redirect from Passive start)
starter computer verifies the rolling code. Verified in milliseconds, it can then be turned as a traditional key to start the engine. The device was designed...
15. List of TCP and UDP port numbers
Input Validation Flaws Let Remote Users Upload and Execute Arbitrary Code". Retrieved 2016-05-10. "ports and protocols used for DCS world". ED Forums....
16. Exam invigilator (category Articles containing how-to sections)
electronically, including those given as part of e-learning or remote learning. Concerns about the use of commercial e-proctoring services include the non-functionality...
17. Amazon Echo (category Use mdy dates from January 2023)
the device include voice interaction, music playback, making to-do lists, setting alarms, streaming podcasts, and playing audiobooks, in addition to providing...
18. RC-5 (section System and command codes)
protocol was developed by Philips in the early 1980s as a semi-proprietary consumer IR (infrared) remote control communication protocol for consumer electronics...

19. ChatGPT (redirect from Do Anything Now) guard, prompting a sweeping and unprecedented response in the ensuing months. In December 2022, Google executives sounded a "code red" alarm, fearing the...
- Google Nest (category Use
20. American English from September 2021) Nest products; if the Protect alarm is triggered, the Dropcam can automatically start recording, and the Thermostat can use Dropcam to sense for motion...

How do I start Microsoft flow?

How to access Microsoft Flow? Log in to your Office 365 account and choose Power Automate from the apps listed. If it does not appear, select "Explore all your apps" and look for the following icon. For a new flow, click "Create" on the left side of the screen. You can choose to create a new flow from blank, from a template, or a connector.

What is Microsoft flow called now? Microsoft Flow is now called Power Automate.

How to open Power Automate online?

Is Microsoft Flow free? The free version allows users to create and run basic workflows with limited features, making it suitable for individuals or small teams who need to automate simple tasks. It includes a limited number of runs per month and access to standard connectors for services like Office 365, OneDrive, and SharePoint.

Is Power Automate difficult to learn? Is Power Automate difficult to learn? The answer to whether Power Automate is difficult to learn is no. There are many reasons for this, the first being that Power Automate is a low-code/no-code platform.

Is Flow included in Office 365? PowerApps and Flow capabilities are included with Office 365 and Dynamics 365 subscriptions and can be licensed as standalone services.

How does Microsoft Flow work?

How do I trigger Microsoft Flow in Excel?

What is the difference between Power Automate and flow? Microsoft Flow was the original name for Microsoft's automation tool, which was rebranded to Power Automate in November 2019. Essentially, they are the same product, with Power Automate being the current name.

What language does Microsoft Flow use? Power Fx is a powerful language that can be used to automate a wide variety of tasks. For example, you can use Power Fx to: Create custom actions: Power Fx allows you to create custom actions that can be used in your flows. This means that you can automate tasks that are not supported by the built-in connectors.

Did Power Automate replace flow? As part of Microsoft's future direction, Microsoft will be changing the name of Flow to Power Automate along with adding game changing robotic process automation (RPA) features for Power Automate in addition to the release of Power Virtual Agents.

How to create a MS flow? Sign in to Power Automate. From the navigation bar on the left, select My flows. Select New flow, and then select Automated cloud flow. In the Flow name field, give your flow a name.

How do I activate Microsoft Power automate? In the Microsoft Power Platform admin center, select an environment. Select Settings > Product > Behavior. Under Display behavior, select Show Power

Automate on forms and in the site map to enable Power Automate.

Can I use Power Automate for free? Yes. You can use our free offering, which has limited user rights, or you can sign up for a free 90-day trial of Power Automate.

How do I run Microsoft Flow?

What is the new name of Microsoft Flow? Microsoft Flow will fall under the brand name Microsoft Power Automate.

How do I create a Microsoft workflow?

Is Power Automate beginner friendly? Yes, Microsoft Power Platform is easy for beginners to learn. The platform provides user-friendly interfaces and offers guided learning paths and tutorials to help users get started. Additionally, there is a large community of Power Platform users who provide support and resources for beginners.

How to start learning Power Automate? Home: Takes you to the Power Automate home page. Create: Create flows by using Copilot, templates or build your own. Templates: View and search for templates you can use to create flows. Learn: Learn experience takes you to the Power Automate product documentation.

What are the cons of Microsoft Power Automate? Power Automate is easy to use, but can be leveraged for highly complex workflows and automations. The integration across the Microsoft suite is deep, and there is a growing number of external connectors. The biggest drawback for us is the dependence on user specific connections on the various connectors.

What do you use Microsoft Flow for? Microsoft Power Automate, formerly called Microsoft Flow, is cloud-based software that allows employees to create and automate workflows and tasks across multiple applications and services without help from developers.

What license do you need for Power Automate? Which Power Automate licenses do I need? Microsoft recommends that most organizations buy the Power Automate Premium license for every user in their organization. Purchase the Power Automate Process license for every business process or machines that run unattended automation.

What is the difference between Power Automate paid and free? The primary differences lie in the number of flows you can run per month, the availability of premium connectors, and the level of support. The free version has limited flow runs and does not include premium connectors, while the paid versions offer higher limits and access to premium features.

What is the difference between Microsoft Flow and Power Automate? Microsoft Power Automate and Microsoft Flow are the same product. Microsoft rebranded Flow to Power Automate by changing its name and adding features like Robotic Process Automation and AI Builder. The change also came with better integration with Power Apps to optimize business processes.

Where do I start Power Automate? To start using Power Automate, log in to Microsoft 365, and use the app launcher to open the program. From the homepage, you can: Get started quickly with templates. Check available connectors.

What is a Power Automate for dummies? Microsoft Power Automate (previously known as Microsoft Flow) is a cloud-based automation and workflow platform that enables users to automate repetitive and time-consuming tasks, integrate with other third-party applications and services,

streamline business processes, and connect to various data sources.

How do I trigger Microsoft Flow in Excel?

How do I trigger a desktop flow? In the cloud flow designer, select + New step. In the Choose an action dialog, search for Power Automate for desktop. Under Actions, select Run a flow built with Power Automate for desktop. If you haven't already created a desktop flow connection, the action will prompt you to create one.

How do I open my flow on my computer?

How do I start a screen flow?

How to use Microsoft Flow in Excel?

How do I Create a flow process in Excel?

How does Microsoft Flow work?

How do I manually run Microsoft flow?

How do I enable Microsoft flow?

What is Microsoft desktop flow? Desktop flows provides automation for Windows desktop applications, services, and experiences for orchestration and deployment within Power Platform.

What does flow do on my computer? In computing, Flow is middleware software which allows data-integration specialists to connect disparate systems (whether on-premises, hosted or in the cloud); transforming and restructuring data as required between environments.

How do I install flow on Windows?

How do I connect my flow?

How do I trigger Microsoft flow?

What is ScreenFlow? What is Screen Flow in Salesforce ? Screen flows are the flows where we have the user interaction and user will see a UI where they can either enter some inputs or select of records.

How do I start my desktop screen? Press the computer's Power button. If the monitor is not turned on, press the Power button on the monitor. When the computer has finished booting, it will show a dialogue box that will ask for a username and password.



Figure

Get started with Power Automate, Nov 15, 2023 — The Power Automate home page offers you various options for creating your own flows and learning about the key features for Power Automate. [learn microsoft com/en-us/power-automate/getting-started](https://learn.microsoft.com/en-us/power-automate/getting-started)



Figure

Create a cloud flow in a solution - Power Automate | Microsoft Learn, In this module, you will: Create a flow that automatically saves email attachments. Learn how to create a button flow to send yourself a reminder. Start Add. learn.microsoft.com/en-us/power-automate/create-flow-solution



Figure

Access Microsoft Flow and Create Flow - LSU Health New Orleans, In this training, learn the basics of Power Automate and start creating flows from templates and from scratch. lsuhsc.edu/admin/it/helpdesk/office365/office365-flow-accessandcreate.aspx#:~:text=Log in to your Office,a template%2C or a connector



Figure

What is Microsoft Flow Called Now | SaveMyLeads, Oct 2, 2023 — Create a cloud flow that performs one or more tasks automatically after it's triggered by an event. For example, create a cloud flow that notifies you by email. savemyleads.com/blog/other/what-is-microsoft-flow-called-now#:~:text=Microsoft Flow is now called Power Automate

Microsoft Power Automate for Beginners - YouTube, I am trying to self-learn using YouTube and MS courses but find that they start really simple but then ramp up to complex things really suddenly. youtube.com/watch?v=f1ITMzWygTA

Get started with Power Automate - Training, 3 days ago — How to get into Power Automate? You can access Power Automate from your list of Office 365 apps. Log in to your Office 365 account and ... learn.microsoft.com/en-us/training/modules/get-started-flows/

Get started with Microsoft Power Automate (User training), Jul 19, 2024 — Learn the basics of Microsoft Power Automate to create workflows to streamline your business processes and improve your productivity. adoption.microsoft.com/en-us/user-training/get-started-with-microsoft-power-automate/

Create a cloud flow in Power Automate, learn.microsoft.com/en-us/power-automate/get-started-logic-flow

How did you learn Power Automate? : r/MicrosoftFlow, reddit.com/r/MicrosoftFlow/comments/15fp9z6/how_did_you_learn_power_automate/

GETTING STARTED WITH MICROSOFT FLOW, web.chekhub.com/app/courses/AIPROGRAMMINGPYTHONUDACITY/document/getting-started/getting+started+with+microsoft+flow.pdf

How to Use Power Automate Workflows [Tutorial Guide for ...], brightwork.com/blog/get-started-with-power-automate-workflows

8 Unbreakable Rules For Business Start-Up Success, 8 Unbreakable Rules For Business Start-Up is practical, to the point, and easy to read book! Sean gives you the Blueprint of how to build a successful business. amazon.com/Unbreakable-Rules-Business-Start-Up-Success/dp/0989104567

8 Unbreakable Rules For Business Start-Up Success, Written by a 20-year serial entrepreneur, in a straightforward language with key takeaways and action steps, this book guides you through the rules to follow ... seancastrina.com/8-unbreakable-rules-for-business-start-up-success/

8 Unbreakable Rules for Business Startup Success ..., This workbook will take you through the “8 UNBREAKABLE RULES” resulting in not only a business plan but a series of exercise designed to “tip” the scales of ... amazon.com/Unbreakable-Business-Startup-Success-Workbook/dp/0989104516

8 Unbreakable Rules for Success with Sean Castrina, 8 Unbreakable Rules for Small Business Success with Sean Castrina. Sean shares his entrepreneur story and the rules for achieving success. thehowofbusiness.com/episode-336-sean-castrina/

8 Unbreakable Rules for Business Start-Up Success, This book written by a fellow entrepreneur will walk you through the start-up journey. Each lesson will give you a one takeaway, 2 thoughts to consider and one ... barnesandnoble.com/w/8-unbreakable-rules-for-business-start-up-succes-sean-castrina/1114795895

SEAN CASTRINA :: THE 8 UNBREAKABLE RULES FOR ..., He is the author of 4 bestselling business books including 8 Unbreakable Rules for Business Startup Success, The Greatest Entrepreneur in the World, Developing ... podcasts.apple.com/ie/podcast/sean-castrina-the-8-unbreakable-rules-for-business/id1253179825?i=1000570682247

Episode 51: Eight Unbreakable Rules for Business Start-up ..., Act like an entrepreneur. No procrastination or laziness. · Formulate a business plan. · Put your plan together. · Protect your business. · Build a strong team. thecorelinksolution.com/podcast/episode-51/

8 UNBREAKABLE RULES FOR BUSINESS START-UP ..., 8 UNBREAKABLE RULES FOR BUSINESS START-UP SUCCESS By Sean C. Castrina EXCELLENT ; Condition. Very Good ; Quantity. 1 available ; Item Number. 335526050253 ; ISBN-10. ebay.com/itm/335526050253

Sean Castrina | Author, Speaker, Teacher - Business Coach ..., He is the author of 4 bestselling business books including 8 Unbreakable Rules for Business Startup Success, The Greatest Entrepreneur in the World, Developing ... seancastrina.com/

Sean Castrina: Eight Unbreakable Rules For Biz Success, Number two, your business idea needs to be qualified, you need to test it you need to vet it, you don't just start a business you're excited about. Number three ... joinupdots.com/podcast/sean-castrina/

How long does it take to learn Aspen Plus? Get started solving chemical engineering problems with Aspen Plus®! This practical guide shows, step-by-step, how to effectively work with Aspen Plus® in just 24 hours, with no experience required. Developed at McMaster University over a 7-year period, Learn Aspen Plus® in 24 Hours is divided into twelve 2-hour...

Why is Aspen Plus so expensive? As we all know, Aspen Tech Software Licenses are EXPENSIVE as hell. Why? Well, they are THE leading software in the Chemical & Petrochemical Industries.

What are the disadvantages of Aspen Plus? Disadvantages: You are on your own. Some tutors will not explain at all. No good audio/video. Incomplete material.

How much does Aspen Plus cost? Unfortunately, the cost of a single license varies from 30K to more than 100K depending on the industry and market, so its hard to get access to the software itself if you do not own it or your company.

What is the difference between Aspen and Aspen Plus? Although Aspen Plus and Aspen Hysys can be used for same application in many industries, when you start a new simulation you can identify that Aspen Plus fits better for for fine chemistry, or all other nonpetro processes, such as acids, pharma, etc, while Aspen Hysys has more features related to for petrochemical/ ...

Is Aspen Plus accurate? The key application of Aspen Plus is process simulation and optimization with high degree of accuracy.

What are the disadvantages of Aspen? Skin reactions, such as rashes, can occur after handling aspen leaves or bark. Pregnancy and breast-feeding: There isn't enough reliable information to know if aspen is safe to use when pregnant or breast-feeding. Stay on the safe side and avoid use. Aspirinallergy:

Aspen contains chemicals that are similar to aspirin.

Is Aspen worth the price? But is Aspen worth visiting? Aspen has four distinct ski areas, a lively main street with countless shops and restaurants, upscale accommodations, and stunning mountain views. For these reasons, it is known as a top destination for those looking for a mix of luxury and natural beauty.

How much does Aspen One license cost? The aspenONE for Academics package costs \$3K USD/year, and you can purchase up to five years at a time.

Is Aspen Plus used in industry? Aspen Plus has become an Industry Standard in the Chemical Engineering Niche and even now in the petrochemical industry. It is commonly said that if you learn Aspen Plus, you will be able to learn other software, as AP is the standard in which we base process simulation.

What is the Aspen Dental lawsuit? BOSTON — The Massachusetts Attorney General's Office announced a \$3.5 million settlement with Aspen Dental Management, Inc. (Aspen Dental) resolving claims that the dental chain cheated thousands of Massachusetts consumers through a series of bait-and-switch advertising campaigns.

Who created Aspen Plus? AspenTech is founded in 1981, after MIT's chemical engineering group received a U.S. Department of Energy grant to study technical innovation in the process industries in response to the 1970's energy crisis. AspenTech releases its first product – Aspen Plus .

What is the difference between Dwsim and Aspen Plus? DWSIM allows user to better understand the behavior of chemical systems with no cost as it is freely accessible [4]. Aspen plus is widely accepted commercial software which relies on process simulators built from over 35 years of experience and feedback from top chemical companies [5].

What are the benefits of Aspen Plus? ESPN+ has thousands of exclusive live events, original studio shows, and acclaimed series that aren't on the ESPN networks. ESPN+ allows subscribers to purchase UFC PPV events and access an extensive archive of on-demand content (including the entire 30 For 30 library, select ESPN Films, game replays, and more).

How to install Aspen Plus? Go back to the V12 folder > right click Setup > run as administrator > select Install AspenONE products. Make sure the ONLY options you have selected are Process Modelling (Aspen Plus) and Aspen Basic Engineering, as shown below: Add che-labman.austin.utexas.edu as the license server > ...install now.

What are the advantages of aspen? Aspen does not contain the chemicals which cause the deterioration in fuel, and as a result, stays fresh for years. Machinery using Aspen Alkylate Petrol may be stored for long periods without any starting issues.

What is the difference between aspen 2 and 4? Aspen 2 is generally used in two-stroke engines, and Aspen 4 in four-stroke engines. Seems logical, doesn't it? There are a number of other important reasons these fuels shouldn't be mixed at random. One such reason is that Aspen 2 features two per cent fully synthetic engine oil content.

Is aspen a generic brand? Operations. A global pharmaceutical company of generic drugs and specialty drugs, according to Forbes, Aspen Pharmacare Holdings Ltd. supplies both "branded and generic pharmaceutical products." Various drug products include sterile products, tablets, capsules, eye drops, suppositories, liquids, creams, and ointments.

What companies use Aspen Plus? Companies using Aspen Plus for Process Simulation include: Reliance Industries, a India based Oil, Gas and Chemicals organisation with 236334 employees and revenues of \$86.18 billion, DuPont, a United States based Manufacturing organisation with 24000 employees and revenues of \$12.07 billion, SABIC, a Saudi Arabia ...

Which is better, Aspen Hysys or Aspen Plus? Aspen Plus excels in dynamic simulations and rigorous process modeling while Aspen Hysys focuses on steady-state simulations and conceptual design, Aspen Plus and Aspen Hysys can be used for same application in many industries, when you start a new simulation you can identify that Aspen Plus fits better for fine ...

Who uses Aspen? AspenTech's global customer base spans the world's leading process industry companies. Well over 100,000 process engineers, plant operators, planners and schedulers use aspenONE software every day to optimize engineering, manufacturing and supply chain operations.

How long does it take to learn advanced coding? It may take six months to a year to become a skilled coder in your chosen languages. The hardest part is to get started and keep going, even when you face obstacles. Coding consistently on different projects will help you build problem-solving skills.

How long does it take to finish Skillcrush? For instance, the Skillcrush Break Into Tech Blueprint (covering HTML, CSS, and JavaScript, as well as web design skills, WordPress, and more) is designed to be completed in 9–12 months if students devote about an hour a day — which allows you to take more or less time to complete the program based on your unique ...

How long does it take to complete a Babbel course? Some students who are naturally bright and pick up language quickly might only take 400 hours. Yet others, for whom language learning doesn't come as naturally, might take closer to 1,000 total hours. It really varies. If you just need conversational skills, you could learn those in a matter of a few weeks.

How long does it take to complete a codecademy path? Sometimes half an hour will be enough to do five or six exercises, sometimes a single exercise will take longer. But with 30 minutes a day, my wild guess is that each of the mentioned Codecademy tracks might take you a few weeks, up to a month.



Figure

Jump Start: Getting Started with Aspen Plus® V8, Open Aspen Plus from the Windows start menu by clicking on the AspenTech folder > Process Modeling V8 > Aspen Plus, as shown in Figure 11. iitg.ac.in/tamalb/documents/introtoaspen.pdf



Figure

Aspen Custom Modeler V8 - Jump Start, From the Windows Start Menu, enter “Aspen Properties” into the search bar and select “Aspen Properties User Interface” to get started. researchgate.net/profile/John-Bermudez-Jaimes/post/Pervaporation-Using-Aspen-Plus/attachment/59d646f179197b80779a1e45/AS%3A460308553703424%401486757519308/download/AspenJump

How do I use autostart remote? How do I set a remote code? How do I know if my car has automatic start?

<https://globalivf.com>



Figure

Learn Aspen Plus in 24 Hours, 1st Edition - Access Engineering, Distillation Design and Control Using Aspen Simulation William L. Luyben, 2006-04-20 A timely treatment of distillation combining steady-state design and ... accessengineeringlibrary.com/content/book/9781260116458#:~:text=Get started solving chemical engineering,divided into twelve 2%2Dhour%E2%80%A6

Free alternatives to Aspen Plus & HYSYS? – ChemEngGuy, Aspen HYSYS has transformed over the past few years from process simulation software to a process engineering software. Boost your productivity and keep ... chemicalengineeringguy.com/the-blog/process-simulation/free-alternatives-to-aspen-plus-hysys/#:~:text=As we all know%2C Aspen,in the Chemical %26 Petrochemical Industries

The Best way to learn Aspen Plus & HYSYS - Chemical Engineering Guy, Jump Start: Modeling Convective Dryers in Aspen Plus ® V8.0 A Brief Tutorial (and supplement to training and online documentation) chemicalengineeringguy.com/the-blog/process-simulation/the-best-way-to-learn-aspen-plus-hysys/#:~:text=Disadvantages%3A You are on your,Incomplete material

What is Aspen Plus? – ChemEngGuy, Feature Papers Michael Henson, 2018-10-04 This book is a printed edition of the Special Issue Feature Papers that was published in Processes. chemicalengineeringguy.com/the-blog/process-simulation/what-is-aspen-plus/#:~:text=Unfortunately%2C the cost of a,own it or your company

Jump Start Getting Started With Aspen Plus V8 Copy, This is an introductory course, great for students and professionals just starting their process modeling careers. Aspen Plus from AspenTech ... web.lancaster.edu/gh/form-library/browse/filedownload/ashx/Jump_Start_Getting_Started_With_Aspen_Plus_V8.pdf

Aspen HYSYS® V8, Jump Start: Solids Process Modeling in Aspen Plus. A Brief Tutorial (and supplement to training and online documentation). aspentech.com/-/media/aspentech/home/platform-support/v8/aspen-hysys-ebook-5-v8.pdf

Jump Start Modeling Convective Dryers Aspen Plus v8, scribd.com/document/469522856/Jump-Start-Modeling-Convective-Dryers-Aspen-Plus-v8-DownloadLy-ir

Jump Start Getting Started With Aspen Plus V8 | nafc, nafcservers.nafc.gov/ng/primo-explore/threads/download/Jump_Start_Getting_Started_With_Aspen_Plus_V8.pdf

Aspen Plus V8.8 - Getting Started! Course!, youtube.com/playlist?list=PLXGHfCedMmsMZoWVBjhM_fnHDJ4A4IUe7

Solids Process Modeling in Aspen Plus | PDF | Aerosol, scribd.com/document/254868080/Solids-Process-Modeling-in-Aspen-Plus

What do I need to start Brazilian Jiu-Jitsu? Comfortable sportswear will suffice as you get started. However, as you continue, you'll need: Gi: A BJJ kimono, which is a thick, durable jacket, trousers, and a belt indicating rank. No-Gi: Rash guards and grappling shorts are typically worn for no-gi classes, where traditional kimonos aren't used.

What I wish I knew before starting BJJ?

How long does it take to learn the basics of Brazilian Jiu-Jitsu? While you may be able to learn the basics of BJJ in under a year, it will probably take you ten or more years to become a black belt. The quick answer to the question of how long it takes to learn BJJ is that it depends on your motivation and how much time you are willing to put into it.

Is Brazilian Jiu-Jitsu easy to learn? Learning Brazilian Jiu-Jitsu can be a difficult task that requires both physical and mental fortitude. While it may seem overwhelming at first, the journey to mastery in

this martial art is filled with rewards. As a beginner, you might find yourself facing a steep learning curve and experiencing moments of frustration.

Can Brazilian Jiu-Jitsu be self taught? You can definitely learn a lot by studying Jiu-Jitsu at home. For practitioners eager to get better quickly, or competitors serious about winning gold, there are a few ways to practice BJJ on your own that will sharpen your game. But nothing will replace time on the mats in the academy.

Do you have to be barefoot for Brazilian Jiu-Jitsu? Please bring sandals to walk around in so we can minimize the amount of dirt or bacteria being brought on to the mats for your safety. We ask that you wear no shoes while walking on the mats. Only wrestling shoes are allowed during wrestling classes on Mondays.

What age is best for BJJ? While there's no definitive age requirement for beginning Brazilian Jiu-Jitsu, most experts agree that children can start learning the basics as young as 4 years old. At this age, children have developed enough motor skills and coordination to participate in structured classes and understand basic techniques.

Is 3 days a week enough for BJJ? Three times per week is one of the 'sweet spots' for making good, consistent progress in BJJ without completely molding your schedule around BJJ. You still need to carve out the evenings, mornings, or weekend days to get to the gym, but you have plenty of days off from BJJ to take care of other things.

What belt is beginner in BJJ? The starting point for all BJJ practitioners, the white belt represents a beginner's status. Focus is on learning the basics and fundamental techniques.

What is the first thing to learn in Jiu Jitsu? Side control is likely the first dominant position a beginner learns in BJJ. After passing the guard, the next goal is to pin the opponent. You can go to side control and maintain the pin to do this. From there, you can transition to other dominant positions or even apply submissions.

Is 2 hours of BJJ a week enough? The short answer – We recommend taking at least two classes a week to maintain your skills and three classes a week to gain and grow your skills. While this may not sound like a lot to the average practitioner, this is the slow and steady long game we suggest. BJJ is a lifelong marathon not a sprint.

Do you have to be fit to learn Jiu Jitsu? To start doing BJJ & Wrestling, you don't have to be an athlete nor do you have to be super fit or super strong. BJJ is suitable for people of all sizes, body types, heights, age and gender. All you need is to walk into a gym and attend classes as often as you can and results will come, notably.

Who shouldn't do BJJ? If you have a breathing problem, BJJ may not be the sport for you as it can take a toll on your lungs.

Is jiu jitsu hard on your back? Jiu Jitsu is a tough activity on the body and tends to put a lot of stress on the lower back.

How physically demanding is jiu jitsu? The sport of Brazilian Jiu-Jitsu requires high levels of aerobic conditioning, anaerobic power, strength, flexibility. The athlete must be able to explode with strength and speed but also demonstrate a solid foundation of endurance to continue for five straight minutes of grappling.

What does Jiu Jitsu mean in English? A modern martial arts discipline, with ancient roots. The word “jiu jitsu” derives from the Japanese “J?” meaning “gentle” and “Jutsu” meaning “art”; essentially, jiu jitsu is the “gentle art”.

Can I practice BJJ alone? BJJ requires an opponent, but there are many drills that you can do on your own, including movement drills, warm-ups, and workouts. Professor Martin recommends using bjj2go.com, where you can find a range of drills and resources that you can use to improve your skills in BJJ.

Can you use Brazilian Jiu-Jitsu in a real fight? Some BJJ moves do not apply to real-life situations. That's also why you see many BJJ moves that are not being used in Mixed Martial Arts fights. You have to know which moves will actually work when it counts. If it's you against two or more people, BJJ is not the best choice.

What is illegal in Brazilian Jiu Jitsu? According to the rule list of the IBJJF, all types of slams are illegal in all BJJ Gi and No-Gi competitions. All forms of slam, whether from the closed guard, from the back, or from the armbar, are illegal. You are not allowed to pick your opponent's up and slam them to the ground.

What is bad etiquette for BJJ? There will be no abusive language, attitude or behaviours of any kind. Leave your ego out of the academy. Don't bad talk other schools or engage in negative gossip about other BJJ students. If using the washroom or changing rooms during class, wear shoes or flip flops when doing so.

Can you skip a belt in Jiu-Jitsu? Can you skip belts in BJJ? Traditionally, practitioners progress through each belt rank in order. However, in rare cases, based on exceptional skill, dedication, or previous experience in other martial arts, a student might be promoted faster or skip a belt. It's at the discretion of the instructor.

What equipment do I need to start jiu jitsu? What essential gear do I need to start BJJ? For traditional BJJ, you need a Gi, which includes a jacket, trousers, and a belt. A mouthguard and groin protection are also recommended for safety. For No-Gi training, a rash guard and shorts are necessary.

What to buy before starting BJJ?

What should I take to my first BJJ class?

Do I have to be fit to start BJJ? To start doing BJJ & Wrestling, you don't have to be an athlete nor do you have to be super fit or super strong. BJJ is suitable for people of all sizes, body types, heights, age and gender. All you need is to walk into a gym and attend classes as often as you can and results will come, notably.

What is the first thing to learn in Jiu Jitsu? Side control is likely the first dominant position a beginner learns in BJJ. After passing the guard, the next goal is to pin the opponent. You can go to side control and maintain the pin to do this. From there, you can transition to other dominant positions or even apply submissions.

What is a good age to start Jiu Jitsu? When should they start? Every kid is different, and there's no hard rule about when all of them will be “ready” to start training. That said, we generally believe 5 is the right age to sign your child up to BJJ. It's not necessarily that it's too dangerous before that age.

How often should I train Jiu Jitsu as a beginner? If you hope to get a black belt or compete, then training more than twice per week is needed. However, if you need some basic self defense grappling

skills, are slammed for time, or simply enjoy the art, twice per week of quality BJJ training is enough.

What not to eat before Jiu-Jitsu? try to limit fat & fiber. Fluids and electrolytes (if you sweat a lot) If you eat a bigger meal – try to give yourself more time before going to class.

What should I wear to my first Jiu-Jitsu class? If you decide to continue training, you will need a jiu-jitsu gi. However, for your first few classes, you are welcome to attend in a t-shirt, properly fitting athletic shorts, board shorts, athletic pants or sweatpants. Any of these clothing items are welcome on the mat as you begin to train.

Where do I start with BJJ? Search for “bjj near me” in Google Maps or Bing Maps Find a gym that is close to your home or work, so that you can easily attend class on a schedule that works for you. When you first start BJJ, you will probably be borderline addicted, and you will want to be on the mats as often as possible.

What belt is beginner in BJJ? The starting point for all BJJ practitioners, the white belt represents a beginner's status. Focus is on learning the basics and fundamental techniques.

What does a beginner BJJ class look like? Typically, the format of a class will include: Individual warm-up with running, individual movement drills, and perhaps basic partner drills. Technique instruction and refinement. Technique practice with a partner.

Do I need a gi to start BJJ? Instead of the more traditional Gi classes, beginners search for a faster and unrestrictive style of grappling game. But beginners can gain a lot of value by starting their training with a gi and continuing to utilise these classes along with their No-Gi training.

Can I do BJJ if I'm skinny? The answer is that you should come as you are. There's two reasons for this. Firstly, as mentioned above, BJJ works for multiple body types, whether you're short and slim or tall and heavy. Second, you don't get in shape to do BJJ — you get in shape by doing BJJ!

Can I train Jiu-Jitsu alone? BJJ requires an opponent, but there are many drills that you can do on your own, including movement drills, warm-ups, and workouts. Professor Martin recommends using bjj2go.com, where you can find a range of drills and resources that you can use to improve your skills in BJJ.

Is 40 too late to start BJJ? You can definitely start your Jiu-Jitsu journey in your 40s, 50s and even 60s, but that doesn't mean it'll be as easy as starting it at 18. There are two factors to address if you're an older guy or gal starting grappling: recovery and flexibility.

Brazilian Jiu Jitsu for Beginners: An Essential Guide to ..., This book was written as an easy-to-read guide for those getting started in the sport and discipline of Brazilian jiu-jitsu. amazon.com/Brazilian-Jiu-Jitsu-Beginners-Essential/dp/1533359296

Brazilian Jiu Jitsu for Beginners: An Essential Guide to ..., If you're new to jiu-jitsu, then the first thing you need to do is shed any semblance of ego. You're going to be tapping out, a lot. And that's fine. abebooks.com/9781533359292/Brazilian-Jiu-Jitsu-Beginners-Essential-1533359296/plp

Getting Started with Brazilian Jiu-Jitsu (BJJ) - NAGA Fighter, Brazilian Jiu Jitsu for Beginners: An Essential Guide to Getting Started in the Sport of BJJ - (Brazilian Jiu-Jitsu) by Beto Ferreira Pages can have ... nagafighter.com/getting-started-with-brazilian-jiu-jitsu-bjj/#:~:text=Comfortable sportswear will suffice as,traditional kimonos aren't used

Things I Wish I Knew Before Starting BJJ: A Guide for Jiu-Jitsu Beginners, May 15, 2015 — Here Is A Preview Of What You'll Learn...Finding the Right SchoolBeing a Good BeginnerBeginner-Level BJJ Techniques and Drills Learning the ... blackgirlwhitegi.com/post/things-i-wish-i-knew-before-starting-bjj-a-guide-for-jiu-jitsu-beginners-bjj-white-belts

How Long Does it Take to Master BJJ Techniques? - Marcus Soares, Brazilian Jiu Jitsu for Beginners:

How do I use autostart remote? How do I set a remote code? How do I know if my car has automatic start?

<https://globalivf.com>

An Essential Guide to Getting Started in the Sport of BJJ - (Brazilian Jiu-Jitsu). 3.4. 20 ratings by Goodreads · Beto ... marcussoares com/length-to-master-bjj-techniques/#:~:text=While you may be able,willing to put into it

Demystifying the Difficulty: Why is BJJ So Hard to Learn? - Gracie Botany, Brazilian Jiu Jitsu for Beginners: An Essential Guide to Getting Started in the Sport of BJJ - (Brazilian Jiu-Jitsu). Unit price: \$9.99. lowest-tag. graciebotany com au/bjj-hard-to-learn/#:~:text=Learning Brazilian Jiu%2DJitsu can be a difficult task that,and experiencing moments of frustration

Can you practice BJJ on your own? - Gracie Botany, Dec 21, 2022 — In this complete beginner's guide to BJJ, you'll learn all about how you can easily start to thrive on the BJJ mats – even if you've never worn a Gi in your ... graciebotany com au/practice-bjj-on-your-own/#:~:text=You can definitely learn a,the mats in the academy

Frequently Asked Questions | Tillis BJJ, If you are new to Brazilian Jiu Jitsu (BJJ) or looking for a BJJ gym, this is the guide for you. There are a number of important topics to cover. tillisbjj com/faq#:~:text=Please bring sandals to walk,during wrestling classes on Mondays

Brazilian Jiu Jitsu for Beginners: An Essential Guide to Getting ..., This guide aims to shed some light on the otherwise confusing basic principles and concepts of jiu-jitsu to start beginners off. ebay com/itm/196498454199

Brazilian Jiu Jitsu for Beginners: An Essential Guide ..., goodreads com/book/show/25572505-brazilian-jiu-jitsu-for-beginners

Brazilian Jiu Jitsu for Beginners: An Essential Guide ..., abebooks com/servlet/BookDetailsPL?bi=31928998794&dest=usa

Brazilian Jiu Jitsu for Beginners: An Essential Guide to Getting ..., dutycast com/brazilian-jiu-jitsu-for-beginners-an-essential-guide-to-getting-started-in-the-sport-of-bjj-brazilian-jiu-jitsu-p109638121082063608.html?dc_source=recommend&pid=109638121086256312

The Complete Brazilian Jiu-Jitsu Beginner's Guide, evolve-mma com/blog/the-complete-brazilian-jiu-jitsu-beginners-guide/

BJJ Beginners Guide: How to Start & What to Know, howbjjworks com/bjj-beginners-guide

3 Principles Every BJJ Beginner Should Understand, youtube com/watch?v=azzYS65sqks

A Beginner's Guide to BJJ (please read me white belts), reddit com/r/bjj/comments/e0yceck/a_beginners_guide_to_bjj_please_read_me_white/

Starting BJJ: How to Start, What to Expect ..., bjjsuccess com/starting-bjj/

Brazilian Jiu-Jitsu: The Definitive Beginner's ..., graciebarraflatirons com/blog/brazilian-jiu-jitsu-beginners-guide/

The Ultimate Guide to Starting Jiu-Jitsu - JiuJitsu ..., jiuJitsu-news com/the-ultimate-guide-to-starting-jiu-jitsu/

The Ultimate BJJ Gear Starter Pack: Everything You Need To Master the ..., made4fighters com/blogs/beginner-guides-1/bjj-gear-white-belt-starter-pack#:~:text=What essential gear do I,guard and shorts are necessary

7 Things You Should Get Before Your First BJJ Class - Evolve MMA, evolve-mma com/blog/7-things-you-should-get-before-your-first-bjj-class/

What to Bring to Your First BJJ Class - Elite Sports, elitesports com/blogs/news/what-to-bring-to-your-first-bjj-class

Do I have to be fit to start BJJ and Wrestling?, sydwrestling com au/blog/do-i-have-to-be-fit-to-start-bjj-and-wrestling#:~:text=To start doing BJJ %26 Wrestling,and results will come%2C notably

Can you remote start a Toyota RAV4? In addition to starting your car from the comfort of the great indoors, Remote Connect capability* allows you to do the following, as well: Remotely interact with your RAV4 through the Toyota app using any device that's Amazon Alexa/Google Assistant™-enabled. Start and stop your RAV4 remotely.

How to program a 2006 Toyota RAV4 key fob?

How to roll down windows with remote Toyota RAV4? Did you know that your smart key fob can also roll down car windows? If your car is parked outside on a hot day and you want to cool it down before getting in, simply hold down the "unlock" button on your key fob for several seconds until all windows begin rolling down.

How to start a Toyota RAV4 with a key?

How to tell if your RAV4 has remote start?

Do all Toyotas have a hidden remote start? Yup! Depending on the year, model, and equipment, many Toyotas have had a built-in remote start feature since about 2010-ish. And yet, Toyota never really announced it. I've even owned a 2010 4Runner, which I now realize had this feature, but at the time was clueless about it.

Can I program a remote start key fob myself? If your car is equipped with onboard programming, you will be able to program a new transponder key or a keyless entry remote by yourself. If you own a newer vehicle, most likely it would not be equipped with onboard programming, and it will require a professional key programmer.

Can I program a Toyota key fob myself? Remove your key from the ignition. Within 40 seconds, close and open the driver's door twice. Insert and remove the key from the ignition one more time. As long as you do this within 40 seconds, your door locks should engage to indicate you have successfully programmed your Toyota key fob.

How do I program my 2006 Toyota key? Turn your key in the ignition from "off" to "on," and repeat within five seconds. Remove your key from the ignition. Within 40 seconds, close and open the driver door twice, and then insert and remove the key from the ignition one more time. Again, be sure to perform steps one and two within 40 seconds.

What is the hidden feature on the Toyota key fob? Cleverly hidden on the side of the key fob is a 'PUSH' button that reveals a hidden tool to help drivers in an emergency. When that button is pushed, a small key pops out from the bottom of the key fob, and that can be used to lock or unlock any door in the event that the key fob has a dead battery.

Why is Toyota only giving one key fob? And they worry about taking a summer road trip, and losing their key, stranding them. They are not alone. Toyota says last October, it started issuing just one key fob due to an ongoing chip shortage, for almost two dozen Toyota and Lexus models, both cars and SUVs.

What is the key fob trick to roll down windows? Many vehicles today are capable of remote window control using the key fob. This feature allows you to air the vehicle out prior to stepping inside. To roll down the windows with your key fob, try pressing the unlock button, releasing it, then pressing and holding the button down.

Can I start a Toyota with a mechanical key? As noted, your Toyota key fob has a small metal mechanical key inside that can be used to both unlock and lock your car and start it (you can put that key in the ignition).

How to program a Toyota RAV4 key fob? Remove your key from the ignition. Within 40 seconds, close and open the driver's door twice. Insert and remove the key from the ignition one more time. So long as you've done this within 40 seconds, your door locks should engage to indicate a successful Toyota key fob programming.

How do you reset the immobilizer on a Toyota RAV4? Resetting it is very easy. Press and hold the panic button on Your key fob for five seconds, then press the lock button twice, and the unlock button twice. This should disable and re-enable the alarm system.

What year does RAV4 have remote start? Most 2023 Toyota RAV4 models have remote start capability, and most sales come with a free one-month trial. Owners of the RAV4 can remotely start and stop the engine by using their key fob or the Remote Connect function of the Toyota app. Prior to usage, remote start can aid in preheating your RAV4.

What year did Toyota have remote start? Some models from the 2018 to 2020 model year have a remote start button on the key fob. Newer models have done away with this, and you have to access the app to use remote start. Toyota models available with the remote connect app include: 2018 + Toyota Camry, Murai and Sienna.

How do you activate the remote start on a Toyota RAV4?

How do I know if my car is equipped with remote start?

Why doesn't my Toyota have remote start? Toyota Remote Connect depends on factors outside of Toyota's control, including an operative telematics device, a cellular connection, GPS signal, and the availability of a compatible wireless network, without which system functionality and availability may be limited or precluded.

How do I get remote start on my Toyota? Press the LOCK button on the remote. Press the LOCK button a second time within 1 second. Press the LOCK button again, this time holding it for 3 seconds. The vehicle will start.

How much does it cost to convert to remote start? Installing a remote start system in your vehicle. The cost to install remote start systems ranges from \$150 to \$500, but this price tag is worth it if you want to be sure it's done correctly and safely.

How much does AutoZone charge to program a key fob? Yes, AutoZone can help you find and replace the battery in your key fob. 2. How much does it cost to program a key fob? The cost can vary widely, but typically ranges from \$50 to \$200 depending on your vehicle and where you get it programmed.

Can you install remote start yourself? Unless you are a certified 12-volt automotive electrician, you shouldn't attempt to install a remote starter on your own. You can risk hurting yourself, your vehicle, and your wallet in case repairs to either are necessary.

How do I start my Toyota with my remote?

What Toyota cars can remote start?

How to remote start rav 4 2024?

Does the 2017 RAV4 have remote start?

How do I activate remote start?

Why doesn't my Toyota have remote start? Toyota Remote Connect depends on factors outside of Toyota's control, including an operative telematics device, a cellular connection, GPS signal, and the availability of a compatible wireless network, without which system functionality and availability may be limited or precluded.

How do I know if my car has a remote start? Check your vehicle's key fob. The key fob for your car will have a special button if your vehicle has a remote starter. The symbol for the remote start is usually an arrow making a partial circle, as seen above. However, take note that some vehicle brands might use a different symbol for remote start.

What year Toyota has remote start? Select model year 2023 and newer vehicles equipped with Toyota Remote Connect will allow you to remote start and drive-off.

Can remote start be installed on any car? If your car was built in the mid-2000s or a remote starter was available for your exact model, trim and transmission, a remote starter system can be added to the vehicle. Although most cars can be fitted with a remote starter system, they're not available even for newer cars with a manual transmission.

Can I add remote connect to my Toyota? Remote Connect * comes standard on all plans, so you can control your vehicle from the palm of your hand. Plans are available on select 2022 and later Toyota vehicles.

Can you add remote start to a Toyota RAV4? ? START YOUR RAV4 REMOTELY - Use the most complete Plug N Play Remote Starter KIT to remote start your RAV4 2022 - 2023. Push to Start, Non-Hybrid. ??WILL NOT WORK IF YOU START THE VEHICLE WITH A KEY, OR IF THE VEHICLE IS A HYBRID.

What model RAV4 has remote start? Most 2023 Toyota RAV4 models have remote start capability, and most sales come with a free one-month trial. Owners of the RAV4 can remotely start and stop the engine by using their key fob or the Remote Connect function of the Toyota app. Prior to usage, remote start can aid in preheating your RAV4.

How do I remote start my RAV4 without the app?

Does the Toyota RAV4 have keyless entry?

Does RAV4 have a starter? Your Toyota RAV4 starter motor plays an important role in starting the engine. If it fails, you won't be able to start the car. Start Motors can fail unexpectedly over time, especially if you do frequent short trips, the vehicle has electrical faults, the starter has dirty connections or it's covered in oil.

Does a 2016 Toyota RAV4 have remote start? The base package provides you with the ability to remote start by pressing lock 3 times on your existing factory remote, eliminating any need to carry an additional remote. The range from where you can remote start is the distance where you can lock your vehicle from.

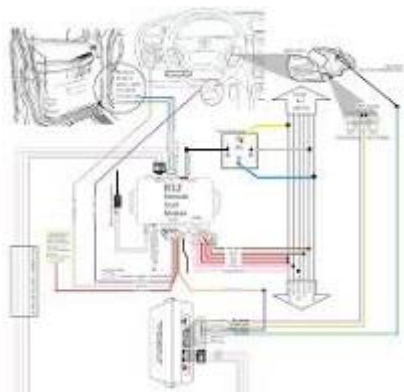


Figure TIP SHEET

2006-2008 Toyota RAV4 Vehicle Wiring Chart and Diagram, Listed below is the vehicle specific wiring

How do I use autostart remote? How do I set a remote code? How do I know if my car has automatic start?

<https://globalivf.com>

diagram for your car alarm, remote starter or keyless entry installation into your 2006-2008 Toyota RAV4 . This ...<http://commandocaralarms.com/wiring/2006-2008/toyota/rav4/2018.html>

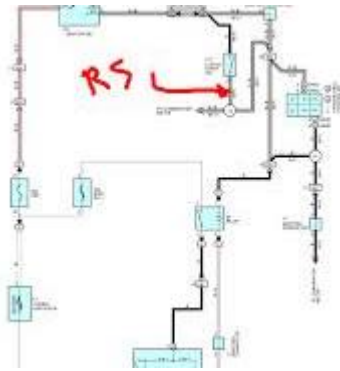


Figure Remote Start | Toyota RAV4 Forums

Remote Start Wire Color Codes, Oct 22, 2010 — #2 · Oct 22, 2010. You can download the 2006 RAV4 electrical wiring diagrams here: <http://www.sendspace.com/file/h640wf>. Same for the 2007 ... rav4world.com/threads/remote-start-wire-color-codes-82426/

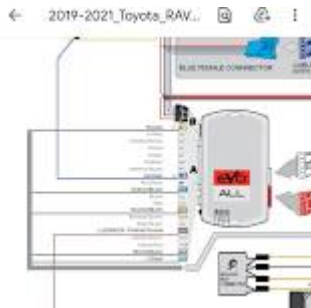


Figure Installing remote start on my 2021 rav4 xle hybrid. Question ...

2006 Rav4 remote start wiring, Jan 5, 2006 — 2006 Rav4 remote start wiring - Ned the wiring diagram for a 2006 Toyota RAV4. It's completely different than the 2005. the12volt.com/installbay/forum_posts.asp?tid=70104




Figure 2006 Toyota RAV4 Wiring Diagrams Schematics Layout Factory OEM

Does the Toyota RAV4 Have Remote Start? | Dealer in Latham ^, M. OVERALL. ELECTRICAL. WIRING DIAGRAM. Provides circuit diagrams showing the circuit connections. (Only wiring information for complete circuits is included.) ... northwaytoyota.com/does-the-toyota-rav4-have-remote-start.htm#:~:text=In addition to starting your,and stop your RAV4 remotely

How do I use autostart remote? How do I set a remote code? How do I know if my car has automatic start?

<https://globalivf.com>



Figure MPC Remote Start for 2006-2010 Toyota RAV4 |Key-to-Start| Flashlink Updater - Factory Remote Activated - Press 3X to Start - Premium USA Tech Support

How To Program Toyota RAV4 New Key and Remote - YouTube, Find many great new & used options and get the best deals for TOYOTA RAV4 Electrical Wiring Diagram Year 2006 at the best online prices at eBay! [m youtube com/watch?v=F3fFjTuRuSM](https://www.youtube.com/watch?v=F3fFjTuRuSM)




Figure 2011-2012 Rav4 Remote Start w/Keyless Pictorial

Little-Known Toyota Smart Key Fob Tricks That Will Make Your Life Easier, Feb 1, 2019 — Looking for an ecm wiring diagram for 2006 Toyota RAV4 4. I've got a wiring problem and would like to know if u guys. [baysidetoyota com/little-known-toyota-smart-key-fob-tricks-that-will-make-your-life-easier/#:~:text=Did you know that your,all windows begin rolling down](https://www.baysidetoyota.com/little-known-toyota-smart-key-fob-tricks-that-will-make-your-life-easier/#:~:text=Did you know that your,all windows begin rolling down)

Toyota RAV4 Tips: Remote Start Key Fob - YouTube, Toyota wiring colors and locations for car alarms, remote starters, car stereos, cruise controls, and mobile navigation systems. [m youtube com/watch?v=GPaywrAdocI](https://www.youtube.com/watch?v=GPaywrAdocI)

Toyota RAV4 Electrical Wiring Diagrams (...), Jan 10, 2013 — Here's where the vehicle wiring chart comes into play. The wiring chart will help you locate the wires in your car that you're going to use. Don ... [frankensteintoyworks com/2GRFE/diagrams/Toyota RAV4 Electrical Wiring Diagrams %28EWD%29 pdf](https://www.frankensteintoyworks.com/2GRFE/diagrams/Toyota%20RAV4%20Electrical%20Wiring%20Diagrams%20EWD%29.pdf)

TOYOTA RAV4 Electrical Wiring Diagram Year 2006, May 1, 2022 — The document provides instructions for installing a remote engine starter in a 2006 Toyota RAV4. It lists the contents included in the kit, ... [ebay com/itm/145591236981](https://www.ebay.com/itm/145591236981)

2006 Toyota RAV4 Wiring Diagram: ECM, Engine & ECU ..., [justanswer com/toyota/c0ddw-looking-ecm-wiring-diagram-2006-toyota-rav4-4.html](https://www.justanswer.com/toyota/c0ddw-looking-ecm-wiring-diagram-2006-toyota-rav4-4.html)

Toyota Alarm, Remote Start, and Stereo Wiring, [the12volt com/installbay/vehiclewiring/1/yeard/Toyota.html](https://www.the12volt.com/installbay/vehiclewiring/1/yeard/Toyota.html)

Installation Tips for your Remote Start system (for Toyota ...), [mypushcart com/help/installation-tips-rs140-olibfmtl-toyota.pdf](https://www.mypushcart.com/help/installation-tips-rs140-olibfmtl-toyota.pdf)

2006_remote_start_install.pdf, [slideshare net/slideshow/2006remotestartinstallpdf/251701917](https://www.slideshare.net/slideshow/2006remotestartinstallpdf/251701917)